MADE IN
ITALY
MADE IN
ITALY
AC0039316
F6832

PAIR OF MODULES FOR CYLINDERS

CONSTRUCTIVE FEATURES:

High resistance aluminium bodies - Easy entrance key nickel-plated brass plugs - Stainless steel pins and drivers - Stainless steel springs - Nickel-plated keys.

WORKING:

Turn the key 360° .

PROVIDED WITH:

3 keys.

ON REQUEST:

Special keying systems KA-MK-GMK-CL

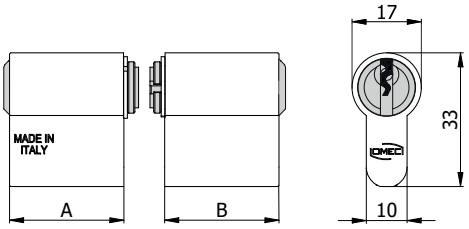

COD.	A	B			kg		
120M.35	30	30	5	105/05	0,13	1	10
120M.35.N				Black finish			
120M.35.T				Brass finish			

PAIR OF MODULES FOR CYLINDERS WITH TEMPORARY KEY

CONSTRUCTIVE FEATURES:

High resistance aluminium body - Easy entrance key nickel-plated brass plug - Stainless steel pins and drivers - Stainless steel springs - Nickel-plated keys.

WORKING:

Turn the key 360° .

PROVIDED WITH:

3 keys.

ON REQUEST:

Special keying systems KA-MK-GMK-CL

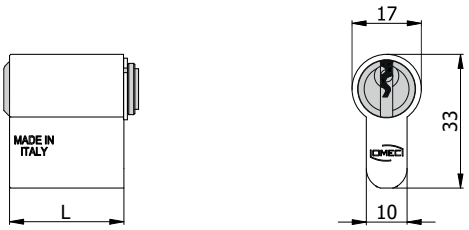

COD.	L			kg		
121M.35	30	5	105/05	0,08	1	10
121M.35.N			Black finish			
121M.35.T			Brass finish			

PAIR OF MODULES FOR CYLINDERS

CONSTRUCTIVE FEATURES:

High resistance aluminium bodies with controlled snap cut - Easy entrance key nickel-plated brass plugs - Stainless steel pins and drivers - Stainless steel springs - Silver nickel reversible flat keys with code number.

WORKING:

Turn the key 360° .

PROVIDED WITH:

3 keys.

ON REQUEST:

Special keying systems KA-MK-GMK-CL

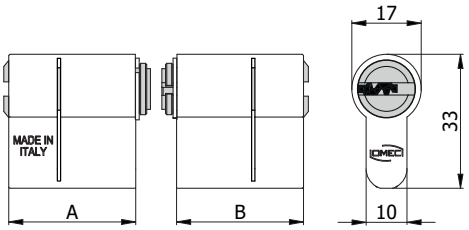

COD.	A	B					
220M.40	35	35	6	2020/06	0,16	1	10
220M.40.N				Black finish			
220M.40.T				Brass finish			

PAIR OF MODULES FOR CYLINDERS WITH TEMPORARY KEY

CONSTRUCTIVE FEATURES:

High resistance aluminium bodies with controlled snap cut - Easy entrance key nickel-plated brass plugs - Stainless steel pins and drivers - Stainless steel springs - Silver nickel reversible flat keys with code number - Brass temporary key with code number.

WORKING:

Turn the key 360° .

PROVIDED WITH:

3 keys, 1 temporary key, registration card.

ON REQUEST:

Special keying systems KA-MK-GMK-CL.

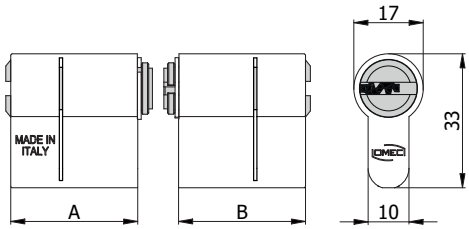

COD.	A	B			kg		
220M.40.TK	35	35	6	2020/06	0,18	1	10
220M.40.N.TK				Black finish			
220M.40.T.TK				Brass finish			

1

The cylinder normally works with the temporary key (TK).

2

The temporary key is disarmed after that the owner key is inserted and turned.

3

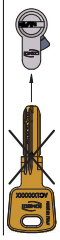

The temporary key can't open the cylinder anymore.

PAIR OF MODULES FOR CYLINDERS

CONSTRUCTIVE FEATURES:

High resistance aluminium bodies with controlled snap cut - Easy entrance key nickel-plated brass plugs - Stainless steel pins and drivers - Stainless steel springs - Silver nickel reversible flat keys with code number.

WORKING:

Turn the key 360° .

PROVIDED WITH:

5 keys, registration card.

ON REQUEST:

Special keying systems KA-MK-GMK-CL

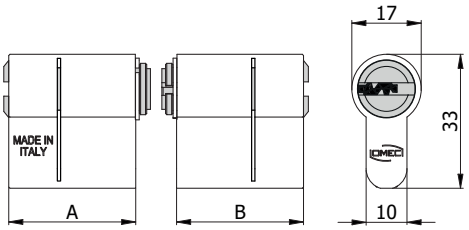

COD.	A	B			kg		
220M.40.5	35	35	6	2020/06	0,20	1	10
220M.40.N.5				Black finish			
220M.40.T.5				Brass finish			

PAIR OF MODULES FOR CYLINDERS WITH TEMPORARY KEY

CONSTRUCTIVE FEATURES:

High resistance aluminium bodies with controlled snap cut - Easy entrance key nickel-plated brass plugs - Stainless steel pins and drivers - Stainless steel springs - Silver nickel reversible flat keys with code number - Brass temporary key with code number.

WORKING:

Turn the key 360° .

PROVIDED WITH:

5 keys, 1 temporary key, registration card.

ON REQUEST:

Special keying systems KA-MK-GMK-CL.

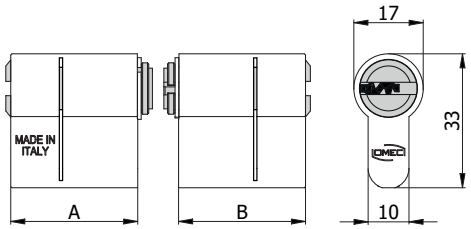

COD.	A	B			kg		
220M.40.5.TK	35	35	6	2020/06	0,22	1	10
220M.40.N.5.TK				Black finish			
220M.40.T.5.TK				Brass finish			

1

The cylinder normally works with the temporary key (TK).

2

The temporary key is disarmed after that the owner key is inserted and turned.

3

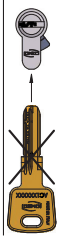

The temporary key can't open the cylinder anymore.

MODULE FOR CYLINDERS

CONSTRUCTIVE FEATURES:

High resistance aluminium body with controlled snap cut - Easy entrance key nickel-plated brass plug - Stainless steel pins and drivers - Stainless steel springs - Silver nickel reversible flat keys with code number.

WORKING:

Turn the key 360° .

PROVIDED WITH:

3 keys.

ON REQUEST:

Special keying systems KA-MK-GMK-CL

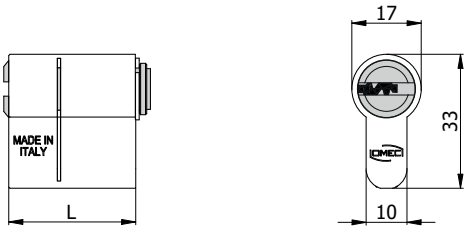

COD.	L					
221M.40	35	6	2020/06	0,09	1	10
221M.40.N			Black finish			
221M.40.T			Brass finish			

MODULE FOR CYLINDERS WITH TEMPORARY KEY

CONSTRUCTIVE FEATURES:

High resistance aluminium body with controlled snap cut - Easy entrance key nickel-plated brass plug - Stainless steel pins and drivers - Stainless steel springs - Silver nickel reversible flat keys with code number - Brass temporary key with code number.

WORKING:

Turn the key 360°.

PROVIDED WITH:

3 keys, 1 temporary key, registration card.

ON REQUEST:

Special keying systems KA-MK-GMK-CL.

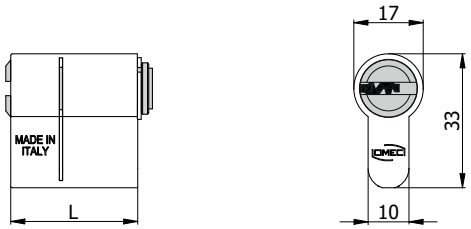

COD.	L					
221M.40.TK	35	6	2020/06	0,11	1	10
221M.40.N.TK			Black finish			
221M.40.T.TK			Brass finish			

1

The cylinder normally works with the temporary key (TK).

2

The temporary key is disarmed after that the owner key is inserted and turned.

3

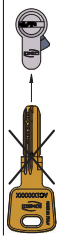

The temporary key can't open the cylinder anymore.

MODULE FOR CYLINDERS

CONSTRUCTIVE FEATURES:

High resistance aluminium body with controlled snap cut - Easy entrance key nickel-plated brass plug - Stainless steel pins and drivers - Stainless steel springs - Silver nickel reversible flat keys with code number.

WORKING:

Turn the key 360° .

PROVIDED WITH:

5 keys, registration card.

ON REQUEST:

Special keying systems KA-MK-GMK-CL

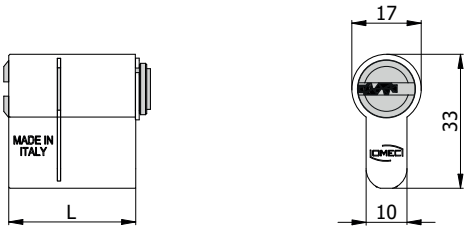

COD.	L					
221M.40.5	35	6	2020/06	0,13	1	10
221M.40.N.5			Black finish			
221M.40.T.5			Brass finish			

MODULE FOR CYLINDERS WITH TEMPORARY KEY

CONSTRUCTIVE FEATURES:

High resistance aluminium body with controlled snap cut - Easy entrance key nickel-plated brass plug - Stainless steel pins and drivers - Stainless steel springs - Silver nickel reversible flat keys with code number - Brass temporary key with code number.

WORKING:

Turn the key 360° .

PROVIDED WITH:

5 keys, 1 temporary key, registration card.

ON REQUEST:

Special keying systems KA-MK-GMK-CL.

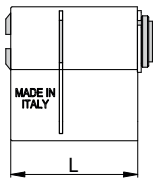

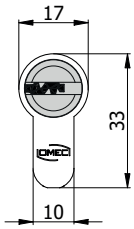

COD.	L					
221M.40.5.TK	35	6	2020/06	0,15	1	10
221M.40.N.5.TK			Black finish			
221M.40.T.5.TK			Brass finish			

1

The cylinder normally works with the temporary key (TK).

2

The temporary key is disarmed after that the owner key is inserted and turned.

3

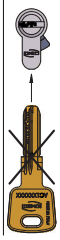

The temporary key can't open the cylinder anymore.

PAIR OF MODULES FOR CYLINDERS

CONSTRUCTIVE FEATURES:

High resistance aluminium bodies with anti-drill pins and controlled snap cut - Easy entrance key nickel-plated brass plugs with anti-drill pins - Stainless steel pins and drivers - Stainless steel springs - Silver nickel reversible flat keys with code number.

WORKING:

Turn the key 360° .

PROVIDED WITH:

3 keys, registration card.

ON REQUEST:

Special keying systems KA-MK-GMK-CL

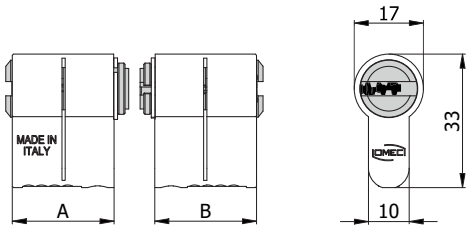

COD.	A	B					
320M.30	25	25	8	2020/08	0,14	1	10
320M.30.N				Black finish			
320M.30.T				Brass finish			

PAIR OF MODULES FOR CYLINDERS WITH TEMPORARY KEY

CONSTRUCTIVE FEATURES:

High resistance aluminium bodies with anti-drill pins and controlled snap cut - Easy entrance key nickel-plated brass plugs with anti-drill pins - Stainless steel pins and drivers - Stainless steel springs - Silver nickel reversible flat keys with code number - Brass temporary key with code number.

WORKING:

Turn the key 360°.

PROVIDED WITH:

3 keys, 1 temporary key, registration card.

ON REQUEST:

Special keying systems KA-MK-GMK-CL.

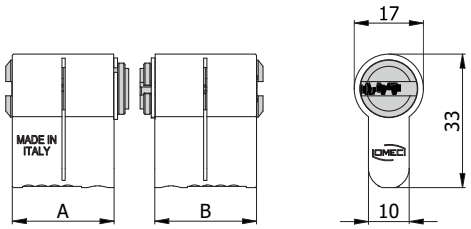

COD.	A	B			kg		
320M.30.TK	25	25	8	2020/08	0,16	1	10
320M.30.N.TK				Black finish			
320M.30.T.TK				Brass finish			

1

The cylinder normally works with the temporary key (TK).

2

The temporary key is disarmed after that the owner key is inserted and turned.

3

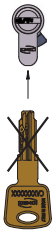

The temporary key can't open the cylinder anymore.

PAIR OF MODULES FOR CYLINDERS

CONSTRUCTIVE FEATURES:

High resistance aluminium bodies with anti-drill pins and controlled snap cut - Easy entrance key nickel-plated brass plugs with anti-drill pins - Stainless steel pins and drivers - Stainless steel springs - Silver nickel reversible flat keys with code number.

WORKING:

Turn the key 360° .

PROVIDED WITH:

5 keys, registration card.

ON REQUEST:

Special keying systems KA-MK-GMK-CL

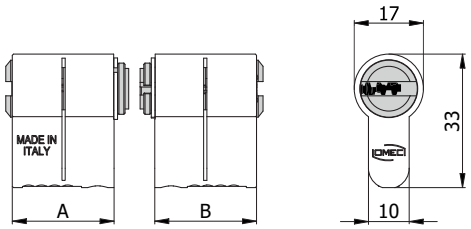

COD.	A	B					
320M.30.5	25	25	8	2020/08	0,18	1	10
320M.30.N.5				Black finish			
320M.30.T.5				Brass finish			

PAIR OF MODULES FOR CYLINDERS WITH TEMPORARY KEY

CONSTRUCTIVE FEATURES:

High resistance aluminium bodies with anti-drill pins and controlled snap cut - Easy entrance key nickel-plated brass plugs with anti-drill pins - Stainless steel pins and drivers - Stainless steel springs - Silver nickel reversible flat keys with code number - Brass temporary key with code number.

WORKING:

Turn the key 360°.

PROVIDED WITH:

5 keys, 1 temporary key, registration card.

ON REQUEST:

Special keying systems KA-MK-GMK-CL.

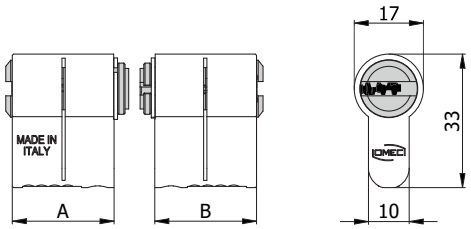

COD.	A	B					
320M.30.5.TK	25	25	8	2020/08	0,20	1	10
320M.30.N.5.TK				Black finish			
320M.30.T.5.TK				Brass finish			

1

The cylinder normally works with the temporary key (TK).

2

The temporary key is disarmed after that the owner key is inserted and turned.

3

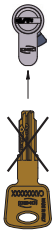

The temporary key can't open the cylinder anymore.

MODULE FOR CYLINDER

CONSTRUCTIVE FEATURES:

High resistance aluminium body with anti-drill pins and controlled snap cut - Easy entrance key nickel-plated brass plug with anti-drill pins - Stainless steel pins and drivers - Stainless steel springs - Silver nickel reversible flat keys with code number.

WORKING:

Turn the key 360°.

PROVIDED WITH:

3 keys, registration card.

ON REQUEST:

Special keying systems KA-MK-GMK-CL.

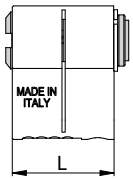

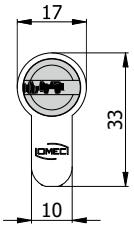

COD.	L					
321M.30	25	8	2020/08	0,10	1	10
321M.30.N			Black finish			
321M.30.T			Brass finish			

MODULE FOR CYLINDER WITH TEMPORARY KEY

CONSTRUCTIVE FEATURES:

High resistance aluminium body with anti-drill pins and controlled snap cut - Easy entrance key nickel-plated brass plug with anti-drill pins - Stainless steel pins and drivers - Stainless steel springs - Silver nickel reversible flat keys with code number - Brass temporary key with code number.

WORKING:

Turn the key 360°.

PROVIDED WITH:

3 keys, 1 temporary key, registration card.

ON REQUEST:

Special keying systems KA-MK-GMK-CL.

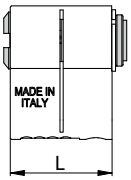

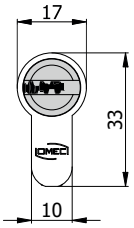

COD.	L					
321M.30.TK	25	8	2020/08	0,12	1	10
321M.30.N.TK			Black finish			
321M.30.T.TK			Brass finish			

1

The cylinder normally works with the temporary key (TK).

2

The temporary key is disarmed after that the owner key is inserted and turned.

3

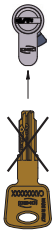

The temporary key can't open the cylinder anymore.

MODULE FOR CYLINDER

CONSTRUCTIVE FEATURES:

High resistance aluminium body with anti-drill pins and controlled snap cut - Easy entrance key nickel-plated brass plug with anti-drill pins - Stainless steel pins and drivers - Stainless steel springs - Silver nickel reversible flat keys with code number.

WORKING:

Turn the key 360°.

PROVIDED WITH:

5 keys, registration card.

ON REQUEST:

Special keying systems KA-MK-GMK-CL.

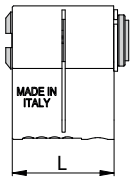

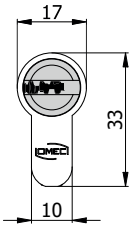

COD.	L					
321M.30.5	25	8	2020/08	0,14	1	10
321M.30.N.5			Black finish			
321M.30.T.5			Brass finish			

MODULE FOR CYLINDER WITH TEMPORARY KEY

CONSTRUCTIVE FEATURES:

High resistance aluminium body with anti-drill pins and controlled snap cut - Easy entrance key nickel-plated brass plug with anti-drill pins - Stainless steel pins and drivers - Stainless steel springs - Silver nickel reversible flat keys with code number - Brass temporary key with code number.

WORKING:

Turn the key 360°.

PROVIDED WITH:

5 keys, 1 temporary key, registration card.

ON REQUEST:

Special keying systems KA-MK-GMK-CL.

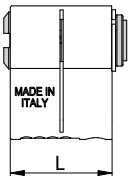

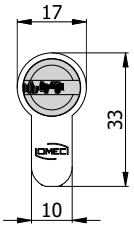

COD.	L					
321M.30.5.TK	25	8	2020/08	0,16	1	10
321M.30.N.5.TK			Black finish			
321M.30.T.5.TK			Brass finish			

1

The cylinder normally works with the temporary key (TK).

2

The temporary key is disarmed after that the owner key is inserted and turned.

3

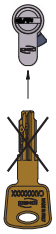

The temporary key can't open the cylinder anymore.

MODULE FOR CYLINDER WITH KNOB

CONSTRUCTIVE FEATURES:

High resistance aluminium body with controlled snap cut - Satin chrome-plated special alloy knob.

WORKING:

Turn the knob 360°.

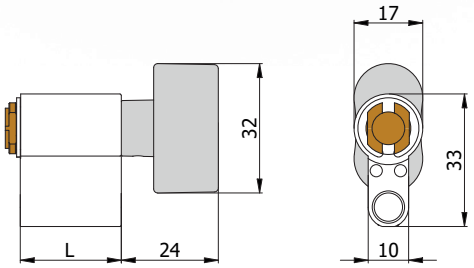

For cylinders series 323M - 324M

COD.	L	kg		
323M.30	25	0,08	1	10
323M.30.N		Black finish		
323M.30.T		Brass finish		

MODULE FOR CYLINDER WITH SHANK



CONSTRUCTIVE FEATURES:

High resistance aluminium body with controlled snap cut - Brass shank.

WORKING:

Turn the knob 360°.

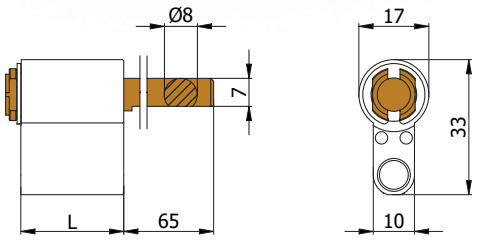

For cylinders series 326M

COD.	L	kg		
326M.30	25	0,06	1	10
326M.30.N		Black finish		
326M.30.T		Brass finish		

MODULE FOR CYLINDER WITH SHORT SHANK

CONSTRUCTIVE FEATURES:

High resistance aluminium body with controlled snap cut - Brass shank.

WORKING:

Turn the knob 360°.

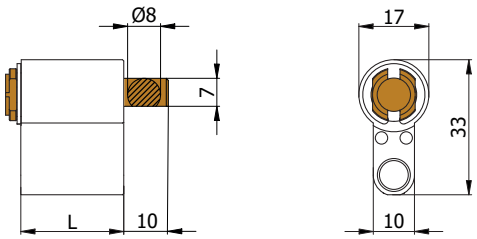

For cylinders series 327M

COD.	L	kg		
327M.30	25	0,04	1	10
327M.30.N		Black finish		
327M.30.T		Brass finish		

TEAR RESISTANT CONNECTION BAR



CONSTRUCTIVE FEATURES:

Stainless steel tear resistant bar.

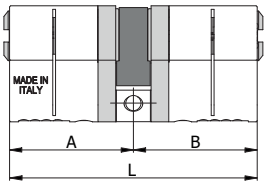

		series 120 modular			series 220 modular			series 320 modular					
COD.	EX COD.	L cylinder	A	B	L cylinder	A	B	L cylinder	A	B	kg		
PTC104	PTC.30.30	70	35	35	80	40	40	60	30	30	0,008	10	-
PTC111	PTC.30.35	75	35	40	85	40	45	65	30	35	0,009	10	-
PTC114	PTC.30.40	80	35	45	90	40	50	70	30	40	0,010	10	-
PTC106	PTC.35.35	80	40	40	90	45	45	70	35	35	0,010	10	-
PTC115	PTC.30.45	85	35	50	95	40	55	75	30	45	0,012	10	-
PTC116	PTC.35.40	85	40	45	95	45	50	75	35	40	0,012	10	-
PTC118	PTC.30.50	90	35	55	100	40	60	80	30	50	0,013	10	-
PTC117	PTC.35.45	90	40	50	100	45	55	80	35	45	0,013	10	-
PTC108	PTC.40.40	90	45	45	100	50	50	80	40	40	0,013	10	-
PTC123	PTC.30.55	95	35	60	105	40	65	85	30	55	0,015	10	-
PTC128	PTC.35.50	95	40	55	105	45	60	85	35	50	0,015	10	-
PTC119	PTC.40.45	95	45	50	105	50	55	85	40	45	0,015	10	-
PTC124	PTC.30.60	100	35	65	110	40	70	90	30	60	0,016	10	-
PTC129	PTC.35.55	100	40	60	110	45	65	90	35	55	0,016	10	-
PTC120	PTC.40.50	100	45	55	110	50	60	90	40	50	0,016	10	-
PTC121	PTC.45.45	100	50	50	110	55	55	90	45	45	0,016	10	-
PTC125	PTC.30.65	105	35	70	115	40	75	95	30	65	0,018	10	-
PTC130	PTC.35.60	105	40	65	115	45	70	95	35	60	0,018	10	-
PTC132	PTC.40.55	105	45	60	115	50	65	95	40	55	0,018	10	-
PTC136	PTC.45.50	105	50	55	115	55	60	95	45	50	0,018	10	-
PTC126	PTC.30.70	110	35	75	120	40	80	100	30	70	0,019	10	-
PTC131	PTC.35.65	110	40	70	120	45	75	100	35	65	0,019	10	-
PTC133	PTC.40.60	110	45	65	120	50	70	100	40	60	0,019	10	-
PTC137	PTC.45.55	110	50	60	120	55	65	100	45	55	0,019	10	-
PTC122	PTC.50.50	110	55	55	120	60	60	100	50	50	0,019	10	-
PTC142	PTC.30.75	115	35	80	125	40	85	105	30	75	0,021	10	-
PTC143	PTC.45.60	115	50	65	125	55	70	105	45	60	0,021	10	-
PTC127	PTC.30.80	120	35	85	130	40	90	110	30	80	0,022	10	-
PTC134	PTC.40.70	120	45	75	130	50	80	110	40	70	0,022	10	-
PTC138	PTC.50.60	120	55	65	130	60	70	110	50	60	0,022	10	-
PTC145	PTC.55.55	120	60	60	130	65	65	110	55	55	0,022	10	-
PTC144	PTC.50.65	125	55	70	135	60	75	115	50	65	0,023	10	-
PTC141	PTC.30.90	130	35	95	140	40	100	120	30	90	0,025	10	-
PTC135	PTC.40.80	130	45	85	140	50	90	120	40	80	0,025	10	-
PTC140	PTC.50.70	130	55	75	140	60	80	120	50	70	0,025	10	-
PTC139	PTC.60.60	130	65	65	140	70	70	120	60	60	0,025	10	-

TEAR RESISTANT UNIVERSAL CONNECTION BAR

CONSTRUCTIVE FEATURES:

Stainless steel tear resistant bar.

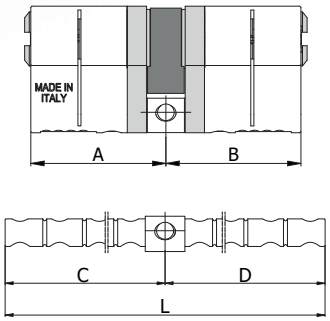

FOR CYLINDERS SERIES 120 modular

COD.	FOR CYLINDERS SIZE A	FOR CYLINDERS SIZE B	L	C	D	kg		
PTC196	35-45-55-65-75-85-95-105-115-125-135-145-155	35-45-55-65-75-85-95-105-115-125-135-145-155	265	128	128	0,065	10	-
PTC197	40-50-60-70-80-90-100-110-120-130-140-150	40-50-60-70-80-90-100-110-120-130-140-150	255	123	123	0,062	10	-
PTC198	35-45-55-65-75-85-95-105-115-125-135-145-155	40-50-60-70-80-90-100-110-120-130-140-150	260	128	123	0,065	10	-

FOR CYLINDERS SERIES 220 modular

COD.	FOR CYLINDERS SIZE A	FOR CYLINDERS SIZE B	L	C	D	kg		
PTC196	40-50-60-70-80-90-100-110-120-130-140-150-160	40-50-60-70-80-90-100-110-120-130-140-150-160	265	128	128	0,065	10	-
PTC197	45-55-65-75-85-95-105-115-125-135-145-155	45-55-65-75-85-95-105-115-125-135-145-155	255	123	123	0,062	10	-
PTC198	40-50-60-70-80-90-100-110-120-130-140-150-160	45-55-65-75-85-95-105-115-125-135-145-155	260	128	123	0,065	10	-

FOR CYLINDERS SERIES 320 modular

COD.	FOR CYLINDERS SIZE A	FOR CYLINDERS SIZE B	L	C	D	kg		
PTC196	30-40-50-60-70-80-90-100-110-120-130-140-150	30-40-50-60-70-80-90-100-110-120-130-140-150	265	128	128	0,065	10	-
PTC197	35-45-55-65-75-85-95-105-115-125-135-145	35-45-55-65-75-85-95-105-115-125-135-145	255	123	123	0,062	10	-
PTC198	30-40-50-60-70-80-90-100-110-120-130-140-150	35-45-55-65-75-85-95-105-115-125-135-145	260	128	123	0,065	10	-

FIXING SCREW

CONSTRUCTIVE FEATURES:

Zinc-plated steel tear resistant fixing screw.

COD.	kg		
VTS083	0,002	250	-

SPACER FOR CYLINDER

CONSTRUCTIVE FEATURES:

Sintered steel spacer.

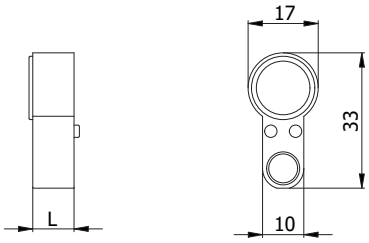

COD.	L	kg		
NGM087	5	0,006	10	-
NGM088	10	0,013	10	-
NGM089	15	0,019	10	-
NGM090	20	0,026	10	-
NGM107	30	0,038	10	-
NGM108	40	0,052	10	-
NGM109	50	0,065	10	-

ADAPTER FOR HALF CYLINDER

CONSTRUCTIVE FEATURES:

Zinc-plated special alloy adapter.

For cylinders series 121M - 221M - 321M - 324M

COD.	kg		
CLH994	0,010	10	-

PLUG SPACER

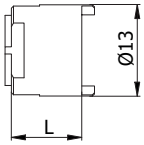

CONSTRUCTIVE FEATURES:

Brass spacer.

COD.	L	kg		
PTC003	5	0,003	10	-
PTC004	10	0,006	10	-
PTC005	15	0,010	10	-
PTC006	20	0,013	10	-
PTC012	30	0,019	10	-
PTC013	40	0,026	10	-
PTC014	50	0,036	10	-

PLUG SPACER - ELECTRONIC CYLINDER

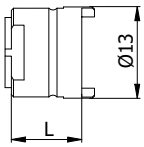

CONSTRUCTIVE FEATURES:

Brass spacer.

For cylinders series 328M

COD.	L	kg		
PTC008	10	0,006	10	-
PTC009	15	0,010	10	-
PTC010	20	0,013	10	-

PIN SPACER

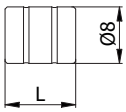

CONSTRUCTIVE FEATURES:

Brass pin.

COD.	L	kg		
PRC098	5	0,002	10	-
PRC099	10	0,004	10	-
PRC100	15	0,006	10	-
PRC101	20	0,008	10	-
PRC105	30	0,012	10	-
PRC106	40	0,016	10	-
PRC107	50	0,020	10	-

JOINT FOR DOUBLE CYLINDER

CONSTRUCTIVE FEATURES:

Self-lubricating steel joint, brass connection pin.

For cylinders series 220M

COD.	kg		
SND001	0,004	10	-

For cylinders series 120M - 320M

COD.	kg		
SND020	0,006	10	-

JOINT FOR CLUTCHING DOUBLE CYLINDER

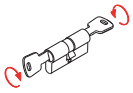



CONSTRUCTIVE FEATURES:

Self-lubricating steel joint, brass connection pin, stainless steel springs.

For cylinders series 222M

COD.	kg		
SND018	0,005	10	-

For cylinders series 322M

COD.	kg		
SND021	0,004	10	-

JOINT FOR DOUBLE CYLINDER WITH KNOB

CONSTRUCTIVE FEATURES:

Self-lubricating steel joint, brass connection pin, stainless steel springs.

For cylinders series 323M - 326M - 327M

COD.	kg		
SND022	0,005	10	-

CAM FOR DOUBLE CYLINDER

CONSTRUCTIVE FEATURES:
Self-lubricating steel off center 30° DIN cam.

For cylinders series 120M - 220M - 320M

COD.	kg		
NSC010	0,007	10	-

CAM FOR HALF CYLINDER

CONSTRUCTIVE FEATURES:
Self-lubricating steel off center 30° DIN cam.

For cylinders series 121M - 221M - 321M - 324M

COD.	kg		
NSC014	0,011	10	-

CAM FOR CLUTCHING DOUBLE CYLINDER

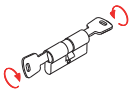

CONSTRUCTIVE FEATURES:
Self-lubricating steel off center 30° DIN cam.

For cylinders series 222M - 322M

COD.	kg		
NSC009	0,007	10	-

CAM FOR DOUBLE CYLINDER WITH KNOB

CONSTRUCTIVE FEATURES:
Self-lubricating steel off center 30° DIN cam.

For cylinders series 323M - 326M - 327M

COD.	kg		
NSC012	0,007	10	-

CASE WITH COMPONENTS FOR ASSEMBLING MODULAR CYLINDER

CONSTRUCTIVE FEATURES:

Abs case.

PROVIDED WITH:

See components list below.

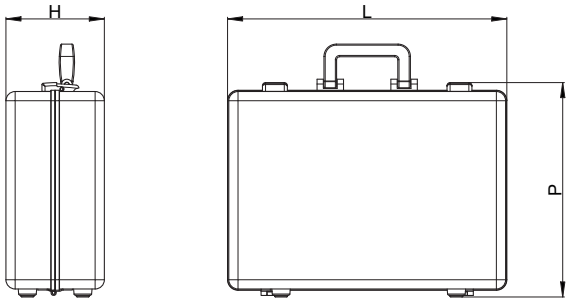

COD.	L	H	P	kg	
VLG001	450	160	350	8,00	1
VLG002	Contains modules for black finish cylinders				

COD.	DESCRIPTION	
320M.30.5	Pair of modules for cylinder	5
321M.30.5	Module for cylinder	5
323M.30	Module for cylinder with knob	1
326M.30	Module for cylinder with shank	1
CLH994	Adapter for half cylinder	10
NGM087	Spacer for cylinder (5 mm)	10
NGM088	Spacer for cylinder (10 mm)	10
NGM089	Spacer for cylinder (15 mm)	10
NGM090	Spacer for cylinder (20 mm)	10
NSC009	Cam for double clutching cylinder	5
NSC010	Cam for double cylinder	5
NSC012	Cam for double cylinder with knob	5
NSC014	Cam for half cylinder	5
PRC098	Pin spacer (5 mm)	10
PRC099	Pin spacer (10 mm)	10
PRC100	Pin spacer (15 mm)	10
PRC101	Pin spacer (20 mm)	10
PTC003	Plug spacer (5 mm)	10
PTC004	Plug spacer (10 mm)	10
PTC005	Plug spacer (15 mm)	10
PTC006	Plug spacer (20 mm)	10
PTC180*	Universal connection bar (L cylinder max 130 mm)	5
PTC181*	Universal connection bar (L cylinder max 135 mm)	5
PTC182*	Universal connection bar (L cylinder max 150 mm)	5
SND020	Joint for double cylinder	10
SND021	Joint for double clutching cylinder	10
SND022	Joint for double cylinder with knob	10
VTC004	Cylinder screw (47 mm)	10
VTC007	Cylinder screw (77 mm)	10
VTC011	Cylinder screw (117 mm)	10
VTS083	Fixing screw	250
CACCIAVITE TX8	Torx TX8 screwdriver	1

*End of line. Replaced by PTC196 - PTC197 - PTC198

BRASS KNOB



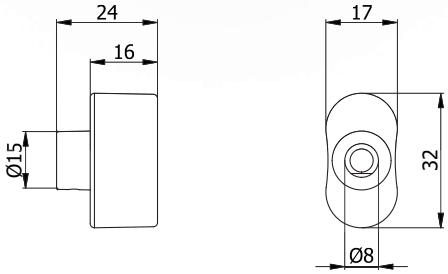

CONSTRUCTIVE FEATURES:
Brass polished special alloy knob.

PROVIDED WITH:
Fixing screw, allen wrench.

For cylinders series 226 - 227 - 326M - 327M

COD.	kg		
02123	0,050	10	-

CHROME-PLATED KNOB

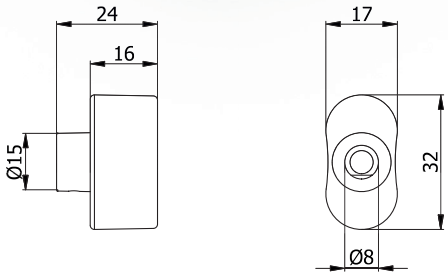

CONSTRUCTIVE FEATURES:
Satin chrome-plated special alloy knob.

PROVIDED WITH:
Fixing screw, allen wrench.

For cylinders series 226 - 227 - 326M - 327M

COD.	kg		
02123 H	0,050	10	-

BLACK KNOB

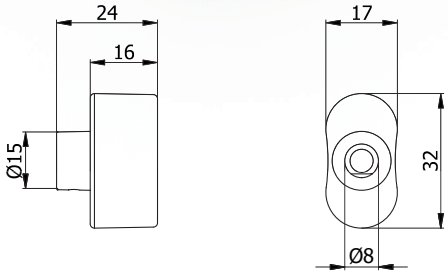

CONSTRUCTIVE FEATURES:
Black painted special alloy knob.

PROVIDED WITH:
Fixing screw, allen wrench.

For cylinders series 226 - 227 - 326M - 327M

COD.	kg		
02123 N	0,050	10	-

ASSEMBLING INSTRUCTIONS CYLINDER 120M



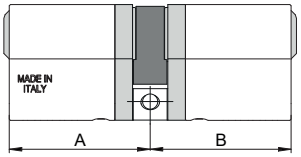

SIZE "A/B" SIDE	PLUG SPACER +	CYLINDER SPACER	+ PIN SPACER
35	/	/	PRC098
40	PTC003	NGM087	PRC099
45	PTC004	NGM088	PRC100
50	PTC005	NGM089	PRC101
55	PTC006	NGM090	PRC099 PRC100
60	PTC004 PTC005	NGM088 NGM089	PRC105
65	PTC012	NGM107	PRC100 PRC101
70	PTC005 PTC006	NGM089 NGM090	PRC106
75	PTC013	NGM108	PRC098 PRC106
80	PTC005 PTC012	NGM089 NGM107	PRC107
85	PTC014	NGM109	PRC098 PRC107
90	PTC005 PTC013	NGM089 NGM108	N°2 PRC105
95	N°2 PTC012	N°2 NGM107	PRC098 N°2 PRC105

SIZE "A/B" SIDE	PLUG SPACER +	CYLINDER SPACER	+ PIN SPACER
100	PTC005 PTC014	NGM089 NGM109	PRC105 PRC106
105	PTC012 PTC013	NGM107 NGM108	PRC100 N°2 PRC105
110	PTC005 N°2 PTC012	NGM089 N°2 NGM107	N°2 PRC106
115	N°2 PTC013	N°2 NGM108	PRC098 N°2 PRC106
120	N°3 PTC005 PTC013	N°3 NGM089 NGM108	PRC106 PRC107
125	PTC013 PTC014	NGM108 NGM109	PRC100 N°2 PRC106
130	N°3 PTC005 PTC014	N°3 NGM089 NGM109	N°2 PRC107
135	N°2 PTC014	N°2 NGM109	PRC098 N°2 PRC107
140	PTC005 N°3 PTC012	NGM089 N°3 NGM107	PRC105 N°2 PRC106
145	PTC004 N°2 PTC014	NGM088 N°2 NGM109	PRC100 N°2 PRC107
150	PTC005 N°2 PTC014	NGM089 N°2 NGM109	N°3 PRC106
155	N°3 PTC013	N°3 NGM108	PRC098 N°3 PRC106

ASSEMBLING INSTRUCTIONS CYLINDER 121M

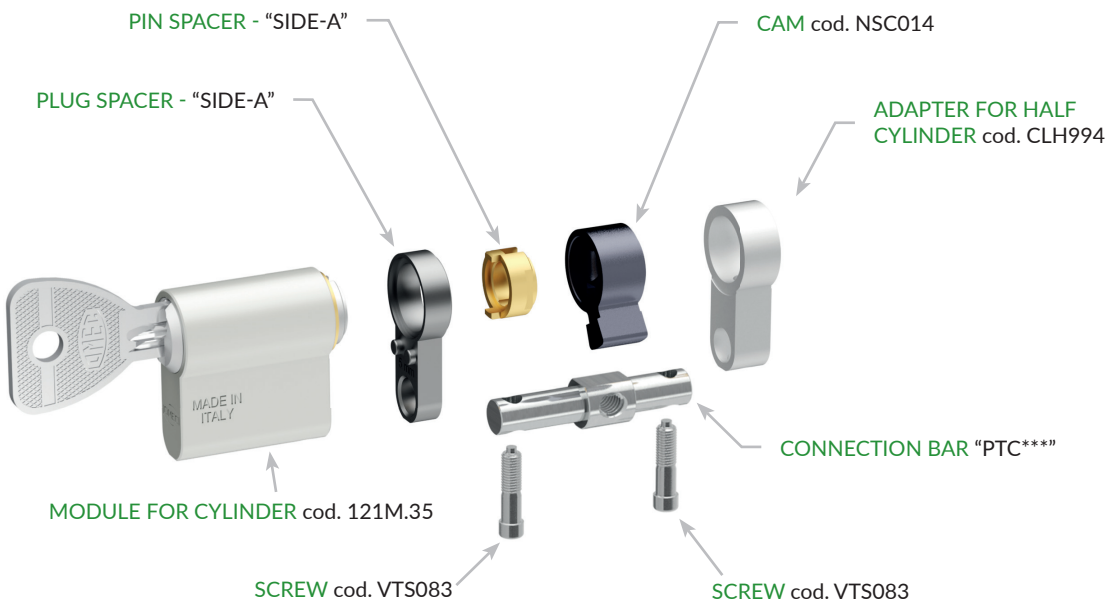

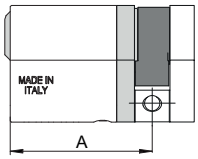

SIZE "A" SIDE	PLUG SPACER +	CYLINDER SPACER
35	/	/
40	PTC003	NGM087
45	PTC004	NGM088
50	PTC005	NGM089
55	PTC006	NGM090
60	PTC004 PTC005	NGM088 NGM089
65	PTC012	NGM107
70	PTC005 PTC006	NGM089 NGM090
75	PTC013	NGM108
80	PTC005 PTC012	NGM089 NGM107
85	PTC014	NGM109
90	PTC005 PTC013	NGM089 NGM108
95	N°2 PTC012	N°2 NGM107

SIZE "A" SIDE	PLUG SPACER +	CYLINDER SPACER
100	PTC005 PTC014	NGM089 NGM109
105	PTC012 PTC013	NGM107 NGM108
110	PTC005 N°2 PTC012	NGM089 N°2 NGM107
115	N°2 PTC013	N°2 NGM108
120	N°3 PTC005 PTC013	N°3 NGM089 NGM108
125	PTC013 PTC014	NGM108 NGM109
130	N°3 PTC005 PTC014	N°3 NGM089 NGM109
135	N°2 PTC014	N°2 NGM109
140	PTC005 N°3 PTC012	NGM089 N°3 NGM107
145	PTC004 N°2 PTC014	NGM088 N°2 NGM109
150	PTC005 N°2 PTC014	NGM089 N°2 NGM109
155	N°3 PTC013	N°3 NGM108

ASSEMBLING INSTRUCTIONS CYLINDER 220M

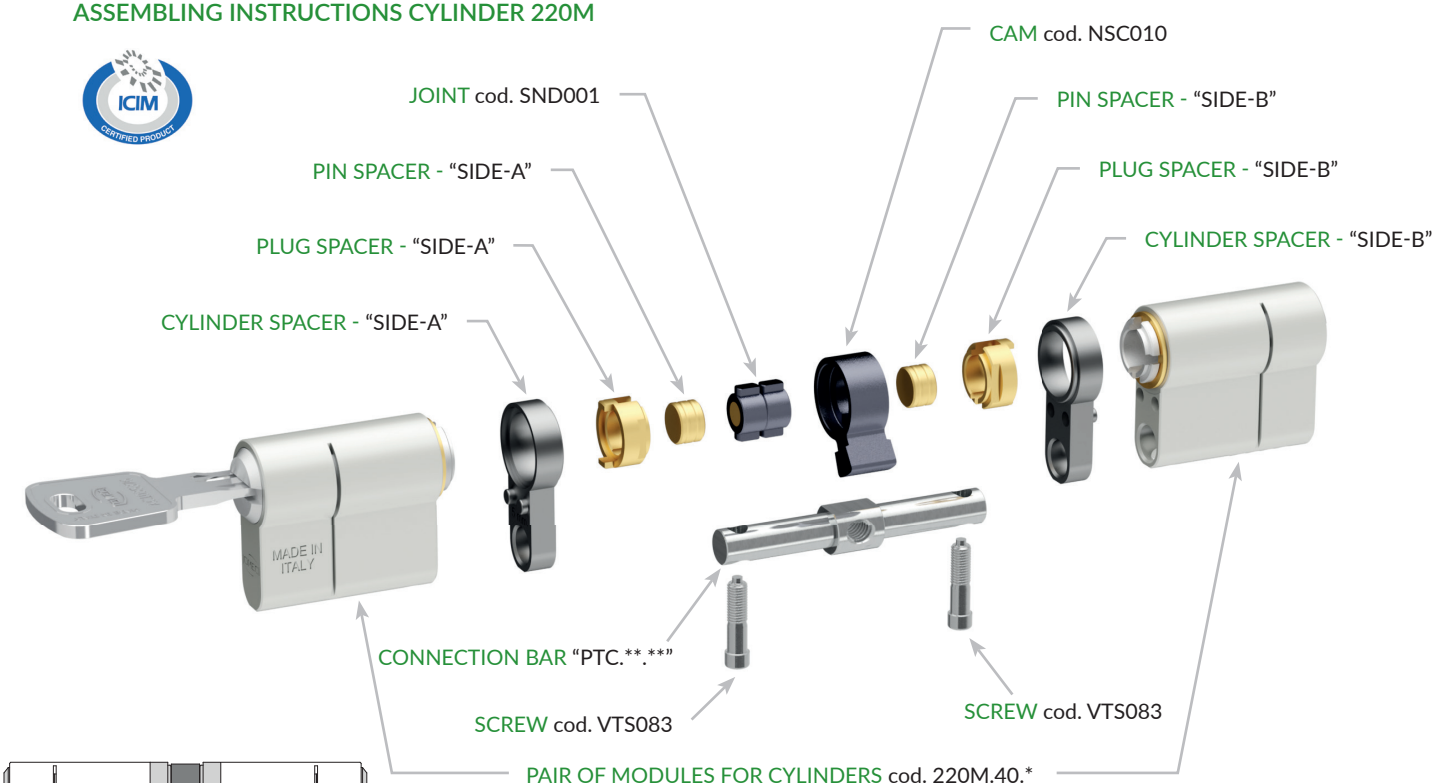

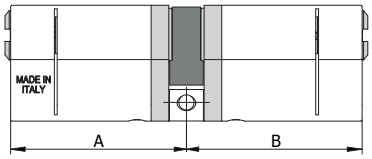

SIZE "A/B" SIDE	PLUG SPACER +	CYLINDER SPACER	+ PIN SPACER
40	/	/	PRC099
45	PTC003	NGM087	PRC100
50	PTC004	NGM088	PRC101
55	PTC005	NGM089	PRC099 PRC100
60	PTC006	NGM090	PRC105
65	PTC004 PTC005	NGM088 NGM089	PRC100 PRC101
70	PTC012	NGM107	PRC106
75	PTC005 PTC006	NGM089 NGM090	PRC098 PRC106
80	PTC013	NGM108	PRC107
85	PTC005 PTC012	NGM089 NGM107	PRC098 PRC107
90	PTC014	NGM109	N°2 PRC105
95	PTC005 PTC013	NGM089 NGM108	PRC098 N°2 PRC105
100	N°2 PTC012	N°2 NGM107	PRC105 PRC106

SIZE "A/B" SIDE	PLUG SPACER +	CYLINDER SPACER	+ PIN SPACER
105	PTC005 PTC014	NGM089 NGM109	PRC100 N°2 PRC105
110	PTC012 PTC013	NGM107 NGM108	N°2 PRC106
115	PTC005 N°2 PTC012	NGM089 N°2 NGM107	PRC098 N°2 PRC106
120	N°2 PTC013	N°2 NGM108	PRC106 PRC107
125	N°3 PTC005 PTC013	N°3 NGM089 NGM108	PRC100 N°2 PRC106
130	PTC013 PTC014	NGM108 NGM109	N°2 PRC107
135	N°3 PTC005 PTC014	N°3 NGM089 NGM109	PRC098 N°2 PRC107
140	N°2 PTC014	N°2 NGM109	PRC105 N°2 PRC106
145	PTC005 N°3 PTC012	NGM089 N°3 NGM107	PRC100 N°2 PRC107
150	PTC004 N°2 PTC014	NGM088 N°2 NGM109	N°3 PRC106
155	PTC005 N°2 PTC014	NGM089 N°2 NGM109	PRC098 N°3 PRC106
160	N°3 PTC013	N°3 NGM108	PRC099 N°3 PRC106

ASSEMBLING INSTRUCTIONS CYLINDER 221M

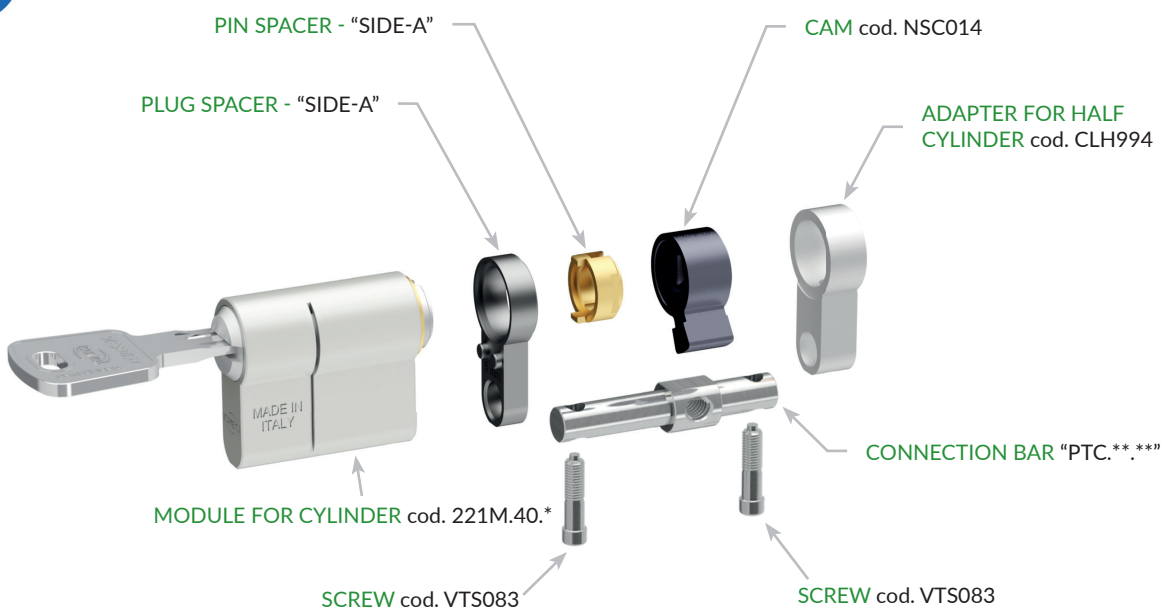

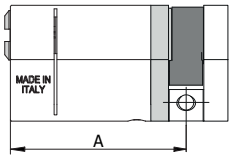

SIZE "A" SIDE	PLUG SPACER +	CYLINDER SPACER
40	/	/
45	PTC003	NGM087
50	PTC004	NGM088
55	PTC005	NGM089
60	PTC006	NGM090
65	PTC004 PTC005	NGM088 NGM089
70	PTC012	NGM107
75	PTC005 PTC006	NGM089 NGM090
80	PTC013	NGM108
85	PTC005 PTC012	NGM089 NGM107
90	PTC014	NGM109
95	PTC005 PTC013	NGM089 NGM108
100	N°2 PTC012	N°2 NGM107

SIZE "A" SIDE	PLUG SPACER +	CYLINDER SPACER
105	PTC005 PTC014	NGM089 NGM109
110	PTC012 PTC013	NGM107 NGM108
115	PTC005 N°2 PTC012	NGM089 N°2 NGM107
120	N°2 PTC013	N°2 NGM108
125	N°3 PTC005 PTC013	N°3 NGM089 NGM108
130	PTC013 PTC014	NGM108 NGM109
135	N°3 PTC005 PTC014	N°3 NGM089 NGM109
140	N°2 PTC014	N°2 NGM109
145	PTC005 N°3 PTC012	NGM089 N°3 NGM107
150	PTC004 N°2 PTC014	NGM088 N°2 NGM109
155	PTC005 N°2 PTC014	NGM089 N°2 NGM109
160	N°3 PTC013	N°3 NGM108

ASSEMBLING INSTRUCTIONS CYLINDER 222M

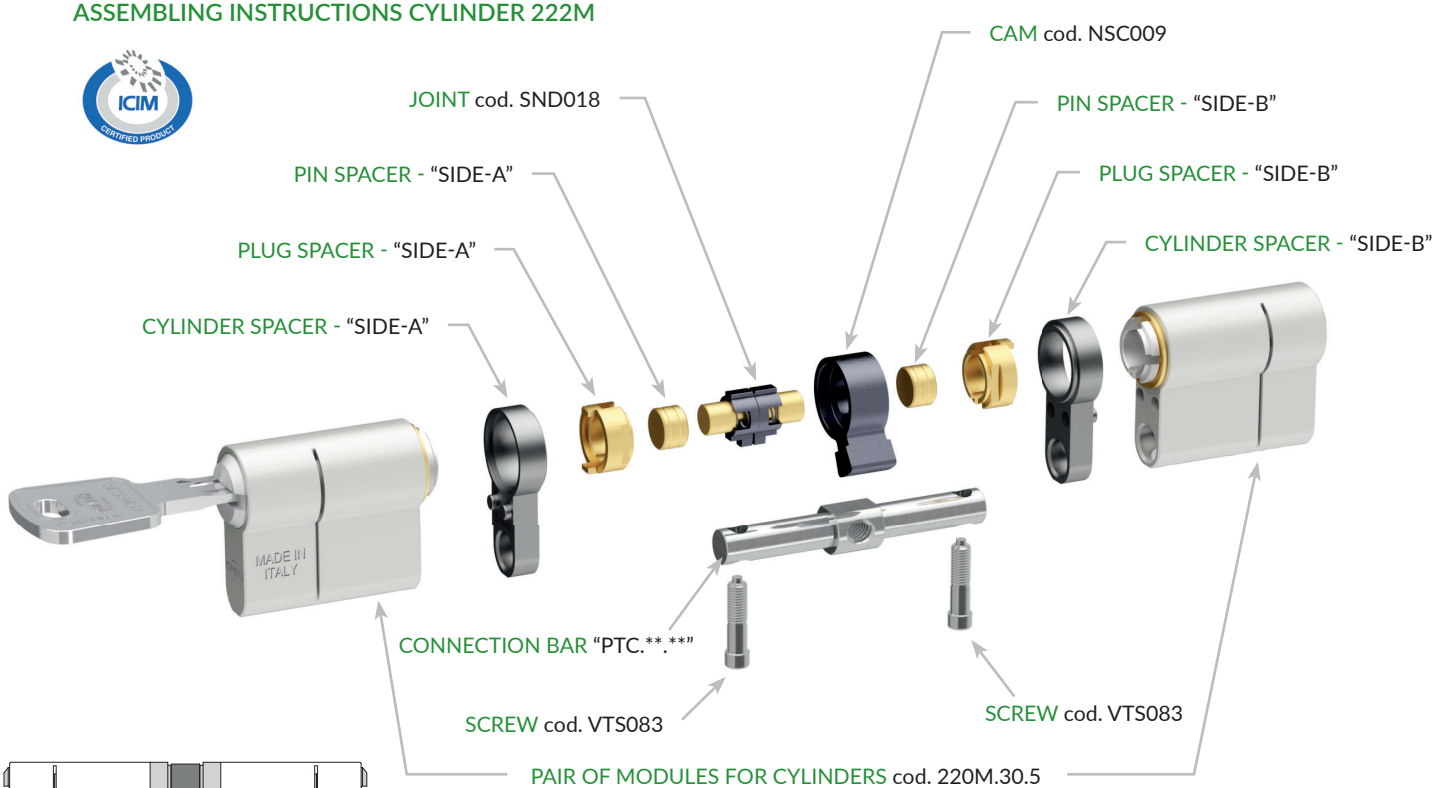

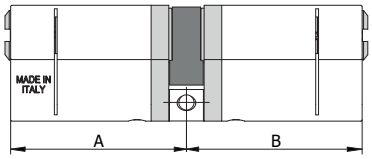

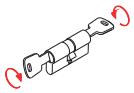

SIZE "A/B" SIDE	PLUG SPACER +	CYLINDER SPACER	+ PIN SPACER
40	/	/	PRC098
45	PTC003	NGM087	PRC0099
50	PTC004	NGM088	PRC100
55	PTC005	NGM089	PRC101
60	PTC006	NGM090	PRC099 PRC100
65	PTC004 PTC005	NGM088 NGM089	PRC105
70	PTC012	NGM107	PRC100 PRC101
75	PTC005 PTC006	NGM089 NGM090	PRC106
80	PTC013	NGM108	PRC098 PRC106
85	PTC005 PTC012	NGM089 NGM107	PRC107
90	PTC014	NGM109	PRC098 PRC107
95	PTC005 PTC013	NGM089 NGM108	N°2 PRC105
100	N°2 PTC012	N°2 NGM107	PRC098 N°2 PRC105

SIZE "A/B" SIDE	PLUG SPACER +	CYLINDER SPACER	+ PIN SPACER
105	PTC005 PTC014	NGM089 NGM109	PRC105 PRC106
110	PTC012 PTC013	NGM107 NGM108	PRC100 N°2 PRC105
115	PTC005 N°2 PTC012	NGM089 N°2 NGM107	N°2 PRC106
120	N°2 PTC013	N°2 NGM108	PRC098 N°2 PRC106
125	N°3 PTC005 PTC013	N°3 NGM089 NGM108	PRC106 PRC107
130	PTC013 PTC014	NGM108 NGM109	PRC100 N°2 PRC106
135	N°3 PTC005 PTC014	N°3 NGM089 NGM109	N°2 PRC107
140	N°2 PTC014	N°2 NGM109	PRC098 N°2 PRC107
145	PTC005 N°3 PTC012	NGM089 N°3 NGM107	PRC105 N°2 PRC106
150	PTC004 N°2 PTC014	NGM088 N°2 NGM109	PRC100 N°2 PRC107
155	PTC005 N°2 PTC014	NGM089 N°2 NGM109	N°3 PRC106
160	N°3 PTC013	N°3 NGM108	PRC098 N°3 PRC106

ASSEMBLING INSTRUCTIONS CYLINDER 320M

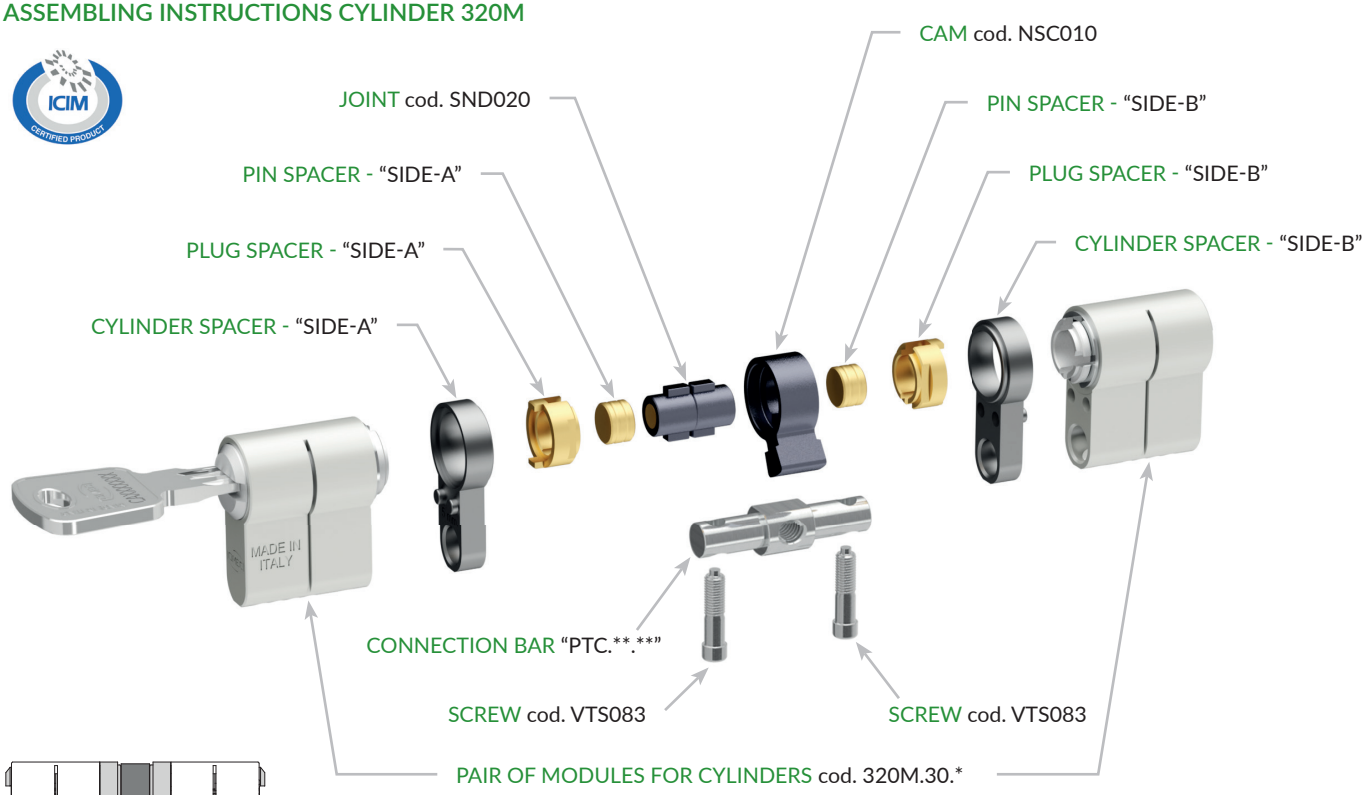

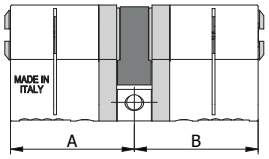

SIZE "A/B" SIDE	PLUG SPACER +	CYLINDER SPACER	+ PIN SPACER
35	PTC003	NGM087	PRC098
40	PTC004	NGM088	PRC099
45	PTC005	NGM089	PRC100
50	PTC006	NGM090	PRC101
55	PTC004 PTC005	NGM088 NGM089	PRC099 PRC100
60	PTC012	NGM107	PRC105
65	PTC005 PTC006	NGM089 NGM090	PRC100 PRC101
70	PTC013	NGM108	PRC106
75	PTC005 PTC012	NGM089 NGM107	PRC100 PRC105
80	PTC014	NGM109	PRC107
85	PTC005 PTC013	NGM089 NGM108	PRC100 PRC106
90	N°2 PTC012	N°2 NGM107	N°2 PRC105

SIZE "A/B" SIDE	PLUG SPACER +	CYLINDER SPACER	+ PIN SPACER
95	PTC005 PTC014	NGM089 NGM109	PRC100 PRC107
100	PTC012 PTC013	NGM107 NGM108	PRC105 PRC106
105	PTC005 N°2 PTC012	NGM089 N°2 NGM107	PRC100 N°2 PRC105
110	N°2 PTC013	N°2 NGM108	N°2 PRC106
115	N°3 PTC005 PTC013	N°3 NGM089 NGM108	N°3 PRC100 PRC106
120	PTC013 PTC014	NGM108 NGM109	PRC106 PRC107
125	N°3 PTC005 PTC014	N°3 NGM089 NGM109	N°3 PRC100 PRC107
130	N°2 PTC014	N°2 NGM109	N°2 PRC107
135	PTC005 N°3 PTC012	NGM089 N°3 NGM107	PRC100 N°3 PRC105
140	PTC004 N°2 PTC014	NGM088 N°2 NGM109	PRC099 N°2 PRC107
145	PTC005 N°2 PTC014	NGM089 N°2 NGM109	PRC100 N°2 PRC107
150	N°3 PTC013	N°3 NGM108	N°3 PRC106

ASSEMBLING INSTRUCTIONS CYLINDER 321M

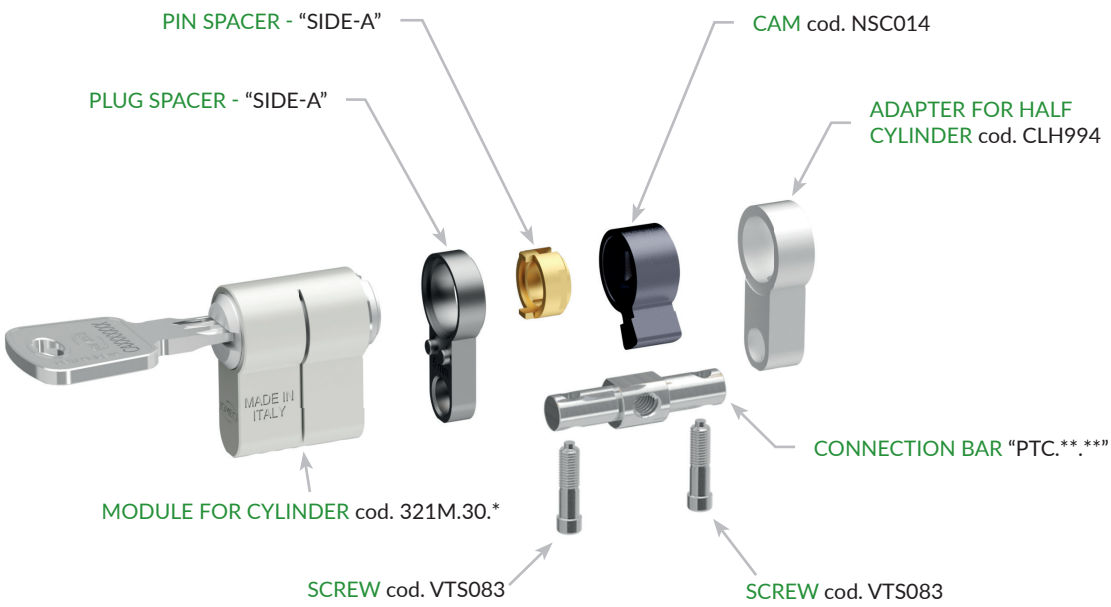

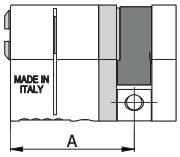

SIZE "A" SIDE	PLUG SPACER +	CYLINDER SPACER
35	PTC003	NGM087
40	PTC004	NGM088
45	PTC005	NGM089
50	PTC006	NGM090
55	PTC004 PTC005	NGM088 NGM089
60	PTC012	NGM107
65	PTC005 PTC006	NGM089 NGM090
70	PTC013	NGM108
75	PTC005 PTC012	NGM089 NGM107
80	PTC014	NGM109
85	PTC005 PTC013	NGM089 NGM108
90	N°2 PTC012	N°2 NGM107

SIZE "A" SIDE	PLUG SPACER +	CYLINDER SPACER
95	PTC005 PTC014	NGM089 NGM109
100	PTC012 PTC013	NGM107 NGM108
105	PTC005 N°2 PTC012	NGM089 N°2 NGM107
110	N°2 PTC013	N°2 NGM108
115	N°3 PTC005 PTC013	N°3 NGM089 NGM108
120	PTC013 PTC014	NGM108 NGM109
125	N°3 PTC005 PTC014	N°3 NGM089 NGM109
130	N°2 PTC014	N°2 NGM109
135	PTC005 N°3 PTC012	NGM089 N°3 NGM107
140	PTC004 N°2 PTC014	NGM088 N°2 NGM109
145	PTC005 N°2 PTC014	NGM089 N°2 NGM109
150	N°3 PTC013	N°3 NGM108

ASSEMBLING INSTRUCTIONS CYLINDER 322M

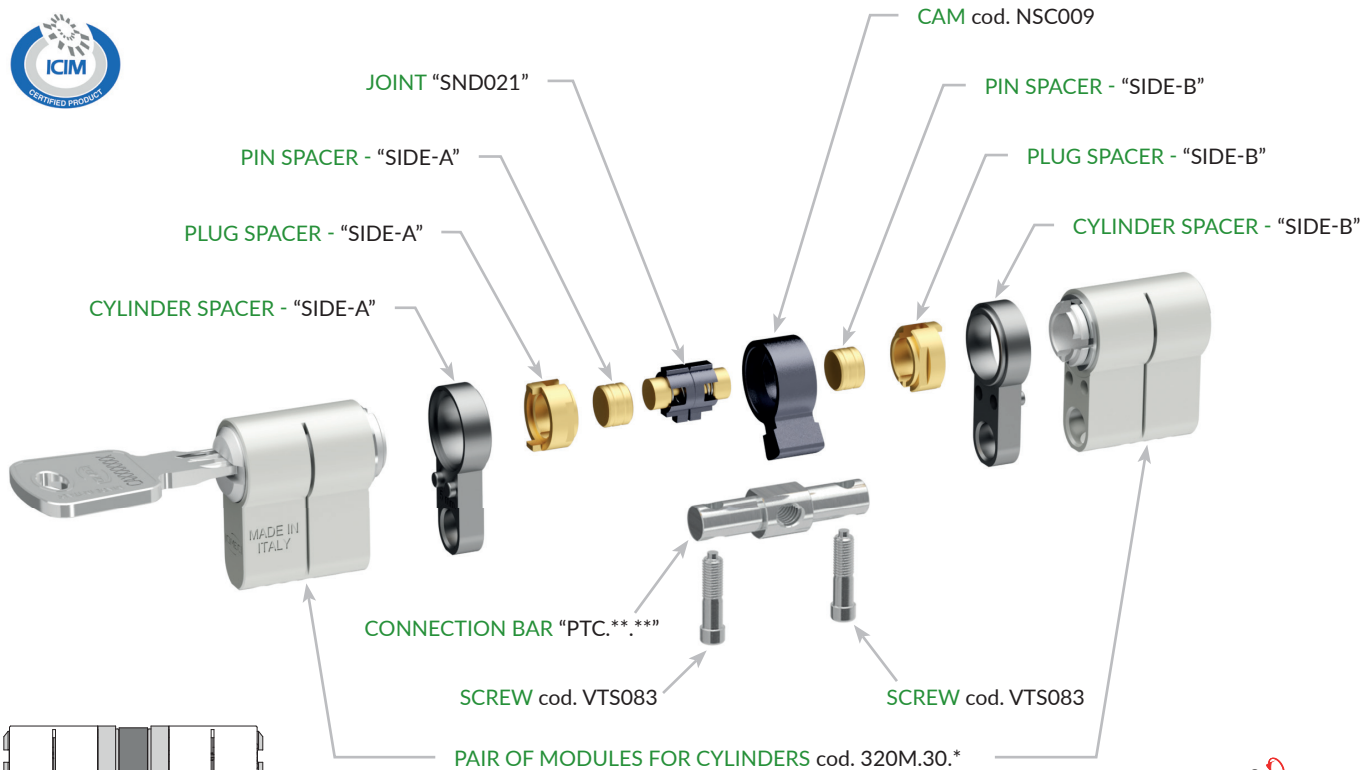

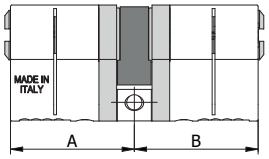

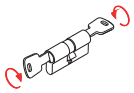

SIZE "A/B" SIDE	PLUG SPACER +	CYLINDER SPACER	+ PIN SPACER
35	PTC003	NGM087	PRC098
40	PTC004	NGM088	PRC099
45	PTC005	NGM089	PRC100
50	PTC006	NGM090	PRC101
55	PTC004 PTC005	NGM088 NGM089	PRC099 PRC100
60	PTC012	NGM107	PRC105
65	PTC005 PTC006	NGM089 NGM090	PRC100 PRC101
70	PTC013	NGM108	PRC106
75	PTC005 PTC012	NGM089 NGM107	PRC100 PRC105
80	PTC014	NGM109	PRC107
85	PTC005 PTC013	NGM089 NGM108	PRC100 PRC106
90	N°2 PTC012	N°2 NGM107	N°2 PRC105

SIZE "A/B" SIDE	PLUG SPACER +	CYLINDER SPACER	+ PIN SPACER
95	PTC005 PTC014	NGM089 NGM109	PRC100 PRC107
100	PTC012 PTC013	NGM107 NGM108	PRC105 PRC106
105	PTC005 N°2 PTC012	NGM089 N°2 NGM107	PRC100 N°2 PRC105
110	N°2 PTC013	N°2 NGM108	N°2 PRC106
115	N°3 PTC005 PTC013	N°3 NGM089 NGM108	N°3 PRC100 PRC106
120	PTC013 PTC014	NGM108 NGM109	PRC106 PRC107
125	N°3 PTC005 PTC014	N°3 NGM089 NGM109	N°3 PRC100 PRC107
130	N°2 PTC014	N°2 NGM109	N°2 PRC107
135	PTC005 N°3 PTC012	NGM089 N°3 NGM107	PRC100 N°3 PRC105
140	PTC004 N°2 PTC014	NGM088 N°2 NGM109	PRC099 N°2 PRC107
145	PTC005 N°2 PTC014	NGM089 N°2 NGM109	PRC100 N°2 PRC107
150	N°3 PTC013	N°3 NGM108	N°3 PRC106

ASSEMBLING INSTRUCTIONS CYLINDER 323M

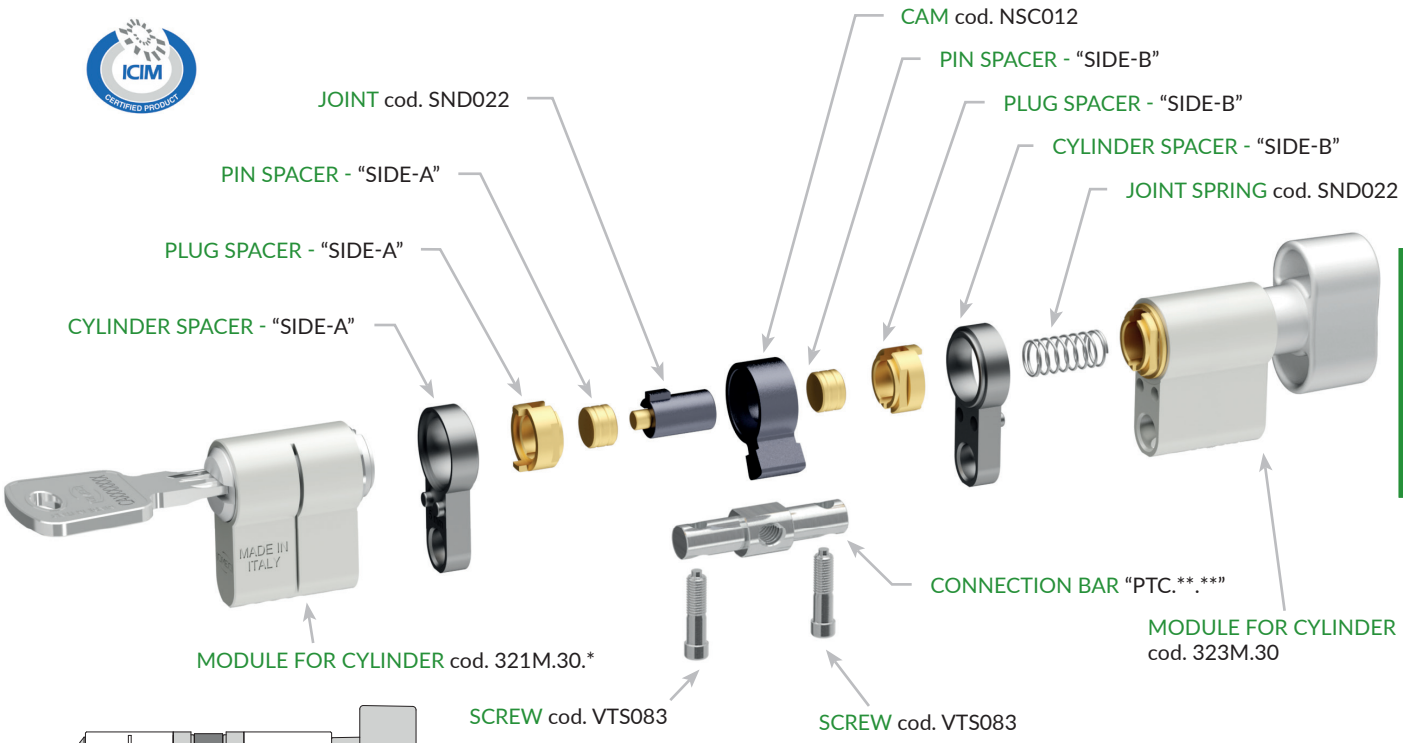

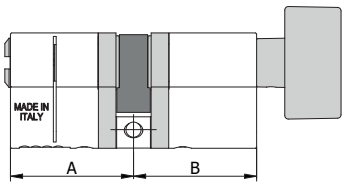

SIZE "A/B" SIDE	PLUG SPACER +	CYLINDER SPACER	+ PIN SPACER
35	PTC003	NGM087	PRC098
40	PTC004	NGM088	PRC099
45	PTC005	NGM089	PRC100
50	PTC006	NGM090	PRC101
55	PTC004 PTC005	NGM088 NGM089	PRC099 PRC100
60	PTC012	NGM107	PRC105
65	PTC005 PTC006	NGM089 NGM090	PRC100 PRC101
70	PTC013	NGM108	PRC106
75	PTC005 PTC012	NGM089 NGM107	PRC100 PRC105
80	PTC014	NGM109	PRC107
85	PTC005 PTC013	NGM089 NGM108	PRC100 PRC106
90	N°2 PTC012	N°2 NGM107	N°2 PRC105

SIZE "A/B" SIDE	PLUG SPACER +	CYLINDER SPACER	+ PIN SPACER
95	PTC005 PTC014	NGM089 NGM109	PRC100 PRC107
100	PTC012 PTC013	NGM107 NGM108	PRC105 PRC106
105	PTC005 N°2 PTC012	NGM089 N°2 NGM107	PRC100 N°2 PRC105
110	N°2 PTC013	N°2 NGM108	N°2 PRC106
115	N°3 PTC005 PTC013	N°3 NGM089 NGM108	N°3 PRC100 PRC106
120	PTC013 PTC014	NGM108 NGM109	PRC106 PRC107
125	N°3 PTC005 PTC014	N°3 NGM089 NGM109	N°3 PRC100 PRC107
130	N°2 PTC014	N°2 NGM109	N°2 PRC107
135	PTC005 N°3 PTC012	NGM089 N°3 NGM107	PRC100 N°3 PRC105
140	PTC004 N°2 PTC014	NGM088 N°2 NGM109	PRC099 N°2 PRC107
145	PTC005 N°2 PTC014	NGM089 N°2 NGM109	PRC100 N°2 PRC107
150	N°3 PTC013	N°3 NGM108	N°3 PRC106

ASSEMBLING INSTRUCTIONS CYLINDER 324M



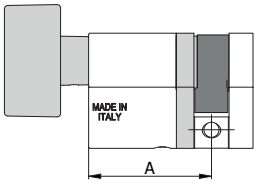

SIZE "A" SIDE	PLUG SPACER +	CYLINDER SPACER
35	PTC003	NGM087
40	PTC004	NGM088
45	PTC005	NGM089
50	PTC006	NGM090
55	PTC004 PTC005	NGM088 NGM089
60	PTC012	NGM107
65	PTC005 PTC006	NGM089 NGM090
70	PTC013	NGM108
75	PTC005 PTC012	NGM089 NGM107
80	PTC014	NGM109
85	PTC005 PTC013	NGM089 NGM108
90	N°2 PTC012	N°2 NGM107

SIZE "A" SIDE	PLUG SPACER +	CYLINDER SPACER
95	PTC005 PTC014	NGM089 NGM109
100	PTC012 PTC013	NGM107 NGM108
105	PTC005 N°2 PTC012	NGM089 N°2 NGM107
110	N°2 PTC013	N°2 NGM108
115	N°3 PTC005 PTC013	N°3 NGM089 NGM108
120	PTC013 PTC014	NGM108 NGM109
125	N°3 PTC005 PTC014	N°3 NGM089 NGM109
130	N°2 PTC014	N°2 NGM109
135	PTC005 N°3 PTC012	NGM089 N°3 NGM107
140	PTC004 N°2 PTC014	NGM088 N°2 NGM109
145	PTC005 N°2 PTC014	NGM089 N°2 NGM109
150	N°3 PTC013	N°3 NGM108

ASSEMBLING INSTRUCTIONS CYLINDER 326M

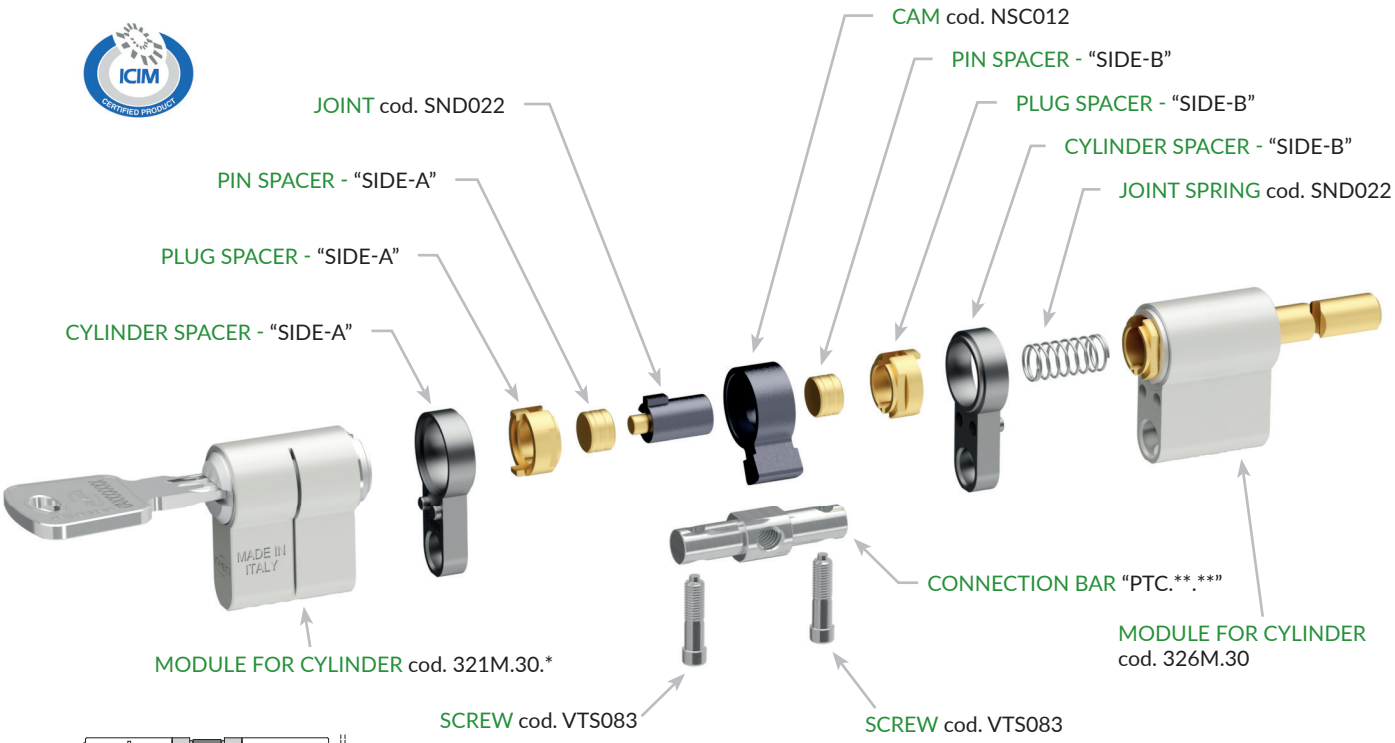

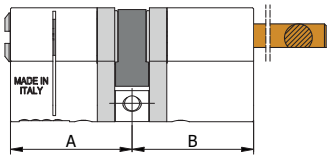

SIZE "A/B" SIDE	PLUG SPACER +	CYLINDER SPACER	+ PIN SPACER
35	PTC003	NGM087	PRC098
40	PTC004	NGM088	PRC099
45	PTC005	NGM089	PRC100
50	PTC006	NGM090	PRC101
55	PTC004 PTC005	NGM088 NGM089	PRC099 PRC100
60	PTC012	NGM107	PRC105
65	PTC005 PTC006	NGM089 NGM090	PRC100 PRC101
70	PTC013	NGM108	PRC106
75	PTC005 PTC012	NGM089 NGM107	PRC100 PRC105
80	PTC014	NGM109	PRC107
85	PTC005 PTC013	NGM089 NGM108	PRC100 PRC106
90	N°2 PTC012	N°2 NGM107	N°2 PRC105

SIZE "A/B" SIDE	PLUG SPACER +	CYLINDER SPACER	+ PIN SPACER
95	PTC005 PTC014	NGM089 NGM109	PRC100 PRC107
100	PTC012 PTC013	NGM107 NGM108	PRC105 PRC106
105	PTC005 N°2 PTC012	NGM089 N°2 NGM107	PRC100 N°2 PRC105
110	N°2 PTC013	N°2 NGM108	N°2 PRC106
115	N°3 PTC005 PTC013	N°3 NGM089 NGM108	N°3 PRC100 PRC106
120	PTC013 PTC014	NGM108 NGM109	PRC106 PRC107
125	N°3 PTC005 PTC014	N°3 NGM089 NGM109	N°3 PRC100 PRC107
130	N°2 PTC014	N°2 NGM109	N°2 PRC107
135	PTC005 N°3 PTC012	NGM089 N°3 NGM107	PRC100 N°3 PRC105
140	PTC004 N°2 PTC014	NGM088 N°2 NGM109	PRC099 N°2 PRC107
145	PTC005 N°2 PTC014	NGM089 N°2 NGM109	PRC100 N°2 PRC107
150	N°3 PTC013	N°3 NGM108	N°3 PRC106

ASSEMBLING INSTRUCTIONS CYLINDER 327M

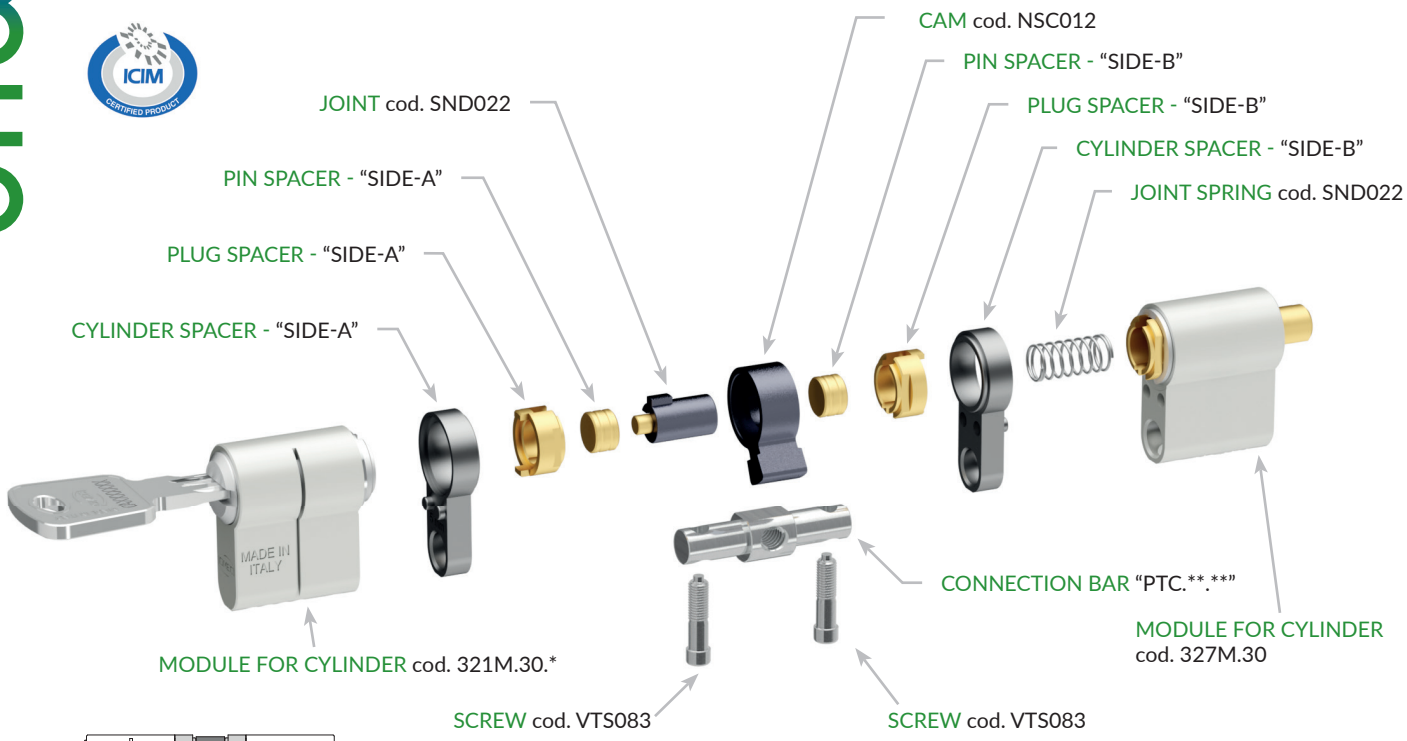

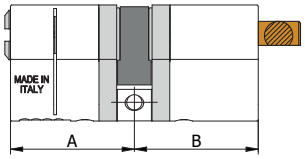

SIZE "A/B" SIDE	PLUG SPACER +	CYLINDER SPACER	+ PIN SPACER
35	PTC003	NGM087	PRC098
40	PTC004	NGM088	PRC099
45	PTC005	NGM089	PRC100
50	PTC006	NGM090	PRC101
55	PTC004 PTC005	NGM088 NGM089	PRC099 PRC100
60	PTC012	NGM107	PRC105
65	PTC005 PTC006	NGM089 NGM090	PRC100 PRC101
70	PTC013	NGM108	PRC106
75	PTC005 PTC012	NGM089 NGM107	PRC100 PRC105
80	PTC014	NGM109	PRC107
85	PTC005 PTC013	NGM089 NGM108	PRC100 PRC106
90	N°2 PTC012	N°2 NGM107	N°2 PRC105

SIZE "A/B" SIDE	PLUG SPACER +	CYLINDER SPACER	+ PIN SPACER
95	PTC005 PTC014	NGM089 NGM109	PRC100 PRC107
100	PTC012 PTC013	NGM107 NGM108	PRC105 PRC106
105	PTC005 N°2 PTC012	NGM089 N°2 NGM107	PRC100 N°2 PRC105
110	N°2 PTC013	N°2 NGM108	N°2 PRC106
115	N°3 PTC005 PTC013	N°3 NGM089 NGM108	N°3 PRC100 PRC106
120	PTC013 PTC014	NGM108 NGM109	PRC106 PRC107
125	N°3 PTC005 PTC014	N°3 NGM089 NGM109	N°3 PRC100 PRC107
130	N°2 PTC014	N°2 NGM109	N°2 PRC107
135	PTC005 N°3 PTC012	NGM089 N°3 NGM107	PRC100 N°3 PRC105
140	PTC004 N°2 PTC014	NGM088 N°2 NGM109	PRC099 N°2 PRC107
145	PTC005 N°2 PTC014	NGM089 N°2 NGM109	PRC100 N°2 PRC107
150	N°3 PTC013	N°3 NGM108	N°3 PRC106