MADE IN ITALY
OMEC
MADE IN ITALY
OMEC
MADE IN ITALY
OMEC
CA0030113
OMEC
Technology at your hand.

OTTOO

CHOOSE THE RIGHT SIZE

Security and flexibility

Otto is the easiest and quickest cylinder to assemble that combines the flexibility of the modular system with the security of 8 active pins and the guarantee of Omec quality.

OMEC®

Technology at your hand.

4 GOOD REASONS TO CHOOSE OTTOO

Materials

High resistance aluminium body with ceramic patented threatment to reach top corrosion resistance and durabilty.

Nickel-plated easy entrance key plug to allow a smoother insert of the key and prevent its breaking.

Durability

Tested and certified for 100.000 opening cycles.

Modularity

Any size you need just with a screwdriver.

Otto is available already assembled or to be assembled on site, thanks to the quick and easy modular system that allows you to assemble any cylinder only using a screwdriver, for maximum flexibility and minimum stock, even for special systems.

Security

DRILL RESISTANT

3 tempered steel drill resistant pins.

8 ACTIVE PINS

8 active pins on two rows: over 300.000 combinations.

SACRIFICIAL CUT

Anti-pick and anti-snap sacrificial cut on the cylinder body.

PICKLOCK RESISTANT

Stainless steel pins, springs and drivers.

PUSH RESISTANT

Self-lubricating steel 30° DIN cam.
Clutching version for emergency function.

EVEN MORE SECURE IN THE MODULAR VERSION

Patented system with tear resistant steel bar and connecting screws.

THE KEY TO SUCCESS

Code

Indirect codification on the key head.

Thickness 3 mm

For a higher resistance to breaking.

Reversibility

Flat silver-nickel reversible key with long neck compatible with security escutcheon.

Pins levels 0,5 mm

For an higher security in combinations.

Ergonomics

Ergonomic and removeable key cover interchangelable and available in many different colours.

Special keying systems

Special systems KA-MK-GMK-CL.

Up to 50.000 different cylinders opened with 1 master key.

Security

Over 300.000 different combinations.

Temporary key

Temporary key made of brass.

Property card

With security code for controlled duplication.

The key is PATENT PROTECTED: only Omec can distribute the key blanks to authorized dealers.

OTTOO

ALL THE VERSIONS

Even better.

Otto is available with a satin-nickel coloured aluminum body, in a refined black finish and in the traditional brass colour.

The modular version offers the possibility of choosing the most aesthetically elegant solution in the same colour as the door profile directly on site: you just need to assemble the heads of the preferred colour.

The complete range always ready for installation

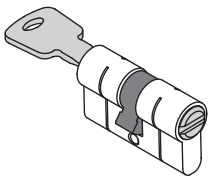

SERIES 320
Double cylinder

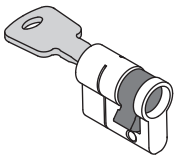

SERIES 321
Half cylinder

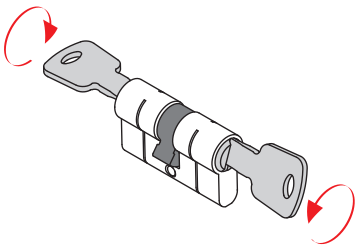

SERIES 322
Double clutching cylinder

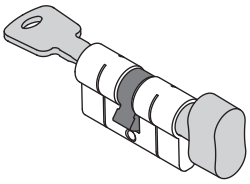

SERIES 323
Double cylinder with knob

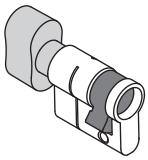

SERIES 324
Half cylinder with knob

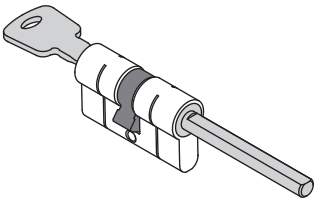

SERIES 326
Double cylinder with shank

OTTOO THE IDEAL SOLUTION FOR YOUR JOB

Modular, quick and secure.

The modular system makes it possible to optimize warehouse stocks and immediately satisfy any requests from the customer, even on site.

Otto is the only cylinder with a patented system with fixing screws that reach the cylinder plug, for maximum tear resistance and maximum ease of assembly.

Any dimensions you need

Modular sizes starting from 30+30 mm for the double cylinder and from 30+10 mm for the half cylinder, with extensions of 5 - 10 - 15 - 20 - 30 - 40 - 50 mm, to satisfy any assembly needs in less than a minute, for profiles up to to 300 mm thick.

A case for all components

All the components for assembling the modular cylinder are supplied in a handy case, in order to be able to assemble cylinders suitable for any thickness of the door, directly on site.
All modules are pre-assembled and individually tested, for total quality guarantee.

OMEC®

Technology at your hand.



SECURITY

8 active pins on two rows: over 300.000 combinations

3 tempered steel drill resistant pins

Sacrificial cut on the cylinder body

Picklock resistant

Push resistant 30° DIN cam

Clutching version for emergency function

PATENTED REVERSIBLE KEY

Flat silver-nickel reversible key with long neck compatible with security escutcheon

PROPERTY CARD

Security card with code number to duplicate the key in maximum security, duplications allowed only from authorized dealers

TEMPORARY KEY

Brass temporary key that gets disarmed after the owner key is insterted and turned

MATERIALS

High resistance aluminium alloy body with patented ceramic threatment

Easy entrance key nickel-plated brass plugs

Stainless steel pins and springs

Self-lubricating steel cam

Salt spray tested for 96 h

Durability over 100.000 cycles

ERGONOMICS

Ergonomic and removeable key cover interchangelable and available in many different colours

MASTER KEY POTENTIAL

Special keying systemss KA-MK-GMK-CL

For a high security level MK system: 50.000 possible combinations

DESIGNED AND CERTIFIED ACCORDING TO EUROPEAN STANDARD

UNI EN 1303:15 - BS EN 1303:15 - ICIM 0039CS							
1	6	0	A	0	C	6	B

CATEGORY OF USE

1= for use by people with a high incentive to exercise care and with a small chance of misuse

DURABILITY

6 = 100.000 test cycles

DOOR MASS

0 = no door mass requirement

SUITABLE FOR USE ON FIRE RESISTANT/SMOKE CONTROL DOORS

A = suitable for use on smoke control doors

SAFETY

0 = no safety requirement

CORROSION RESISTANCE AND TEMPERATURE

C = high corrosion resistance; temperature requirement: from –25°C to +65°C

KEY RELATED SECURITY

6 = over 300.000 combinations

ATTACK RESISTANCE

B = resistance to drilling for 5/10 minutes and mechanical attack, excluding plug extraction

DOUBLE CYLINDER

CONSTRUCTIVE FEATURES:

High resistance aluminium body with anti-drill pins and controlled snap cut - Easy entrance key nickel-plated brass plugs with anti-drill pins - Stainless steel pins and drivers - Stainless steel springs - Self-lubricating steel off center 30° DIN cam - Silver nickel reversible flat keys with code number.

WORKING:

Turn the key 360° - The keys are dependent and cannot operate on the cylinder if on the other side the key was inserted and turned.

PROVIDED WITH:

3 keys, registration card, fixing screw.

ON REQUEST:

Special keying systems KA-MK-GMK-CL.

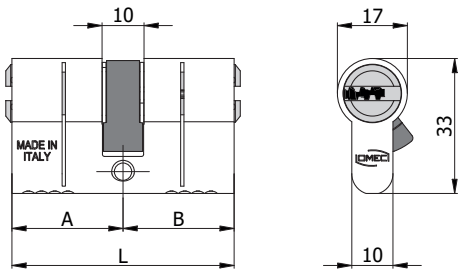

COD.	L	A	B					
320.27.27	54	27	27	8	2020/08	0,22	1	-
320.27.27.N					Black finish			
320.27.27.T					Brass finish			

DOUBLE CYLINDER WITH TEMPORARY KEY

CONSTRUCTIVE FEATURES:

High resistance aluminium body with anti-drill pins and controlled snap cut - Easy entrance key nickel-plated brass plugs with anti-drill pins - Stainless steel pins and drivers - Stainless steel springs - Self-lubricating steel off center 30° DIN cam - Silver nickel reversible flat keys with code number - Brass temporary key with code number.

WORKING:

Turn the key 360° - The keys are dependent and cannot operate on the cylinder if on the other side the key was inserted and turned.

PROVIDED WITH:

3 keys, 1 temporary key, registration card, fixing screw.

ON REQUEST:

Special keying systems KA-MK-GMK-CL.

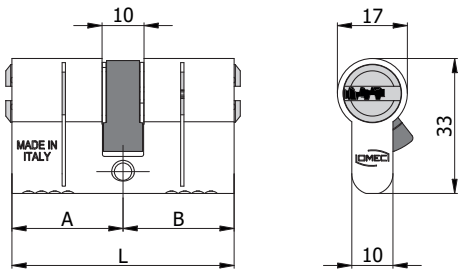

COD.	L	A	B			kg		
320.27.27.TK	54	27	27	8	2020/08	0,24	1	-
320.27.27.N.TK					Black finish			
320.27.27.T.TK					Brass finish			

1

The cylinder normally works with the temporary key (TK).

2

The temporary key is disarmed after that the owner key is inserted and turned.

3

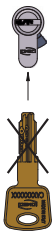

The temporary key can't open the cylinder anymore.

DOUBLE CYLINDER

CONSTRUCTIVE FEATURES:

High resistance aluminium body with anti-drill pins and controlled snap cut - Easy entrance key nickel-plated brass plugs with anti-drill pins - Stainless steel pins and drivers - Stainless steel springs - Self-lubricating steel off center 30° DIN cam - Silver nickel reversible flat keys with code number.

WORKING:

Turn the key 360° - The keys are dependent and cannot operate on the cylinder if on the other side the key was inserted and turned.

PROVIDED WITH:

5 keys, registration card, fixing screw.

ON REQUEST:

Special keying systems KA-MK-GMK-CL.

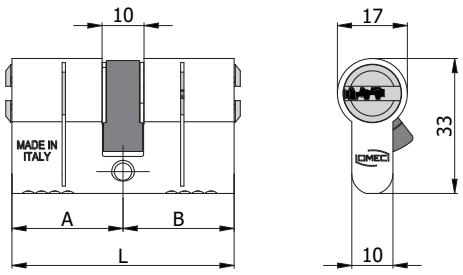

COD.	L	A	B					
320.27.27.5	54	27	27	8	2020/08	0,26	1	-
320.27.27.N.5					Black finish			
320.27.27.T.5					Brass finish			

DOUBLE CYLINDER WITH TEMPORARY KEY

CONSTRUCTIVE FEATURES:

High resistance aluminium body with anti-drill pins and controlled snap cut - Easy entrance key nickel-plated brass plugs with anti-drill pins - Stainless steel pins and drivers - Stainless steel springs - Self-lubricating steel off center 30° DIN cam - Silver nickel reversible flat keys with code number - Brass temporary key with code number.

WORKING:

Turn the key 360° - The keys are dependent and cannot operate on the cylinder if on the other side the key was inserted and turned.

PROVIDED WITH:

5 keys, 1 temporary key, registration card, fixing screw.

ON REQUEST:

Special keying systems KA-MK-GMK-CL.

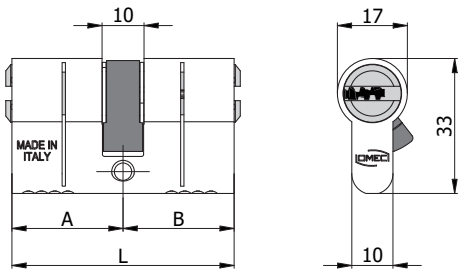

COD.	L	A	B			kg		
320.27.27.5.TK	54	27	27	8	2020/08	0,28	1	-
320.27.27.N.5.TK					Black finish			
320.27.27.T.5.TK					Brass finish			

1

The cylinder normally works with the temporary key (TK).

2

The temporary key is disarmed after that the owner key is inserted and turned.

3

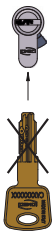

The temporary key can't open the cylinder anymore.

HALF CYLINDER

CONSTRUCTIVE FEATURES:

High resistance aluminium body with anti-drill pins and controlled snap cut - Easy entrance key nickel-plated brass plug with anti-drill pins - Stainless steel pins and drivers - Stainless steel springs - Self-lubricating steel off center 30° DIN cam - Silver nickel reversible flat keys with code number.

WORKING:

Turn the key 360°.

PROVIDED WITH:

3 keys, registration card, fixing screw.

ON REQUEST:

Special keying systems KA-MK-GMK-CL.

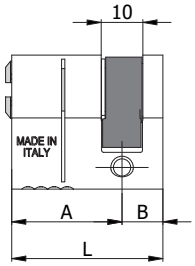

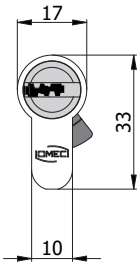

COD.	L	A	B					
321.25.10	35	25	10	8	2020/08	0,18	1	-
321.27.10	37	27	10	8	2020/08	0,18	1	-
321.30.10	40	30	10	8	2020/08	0,18	1	-
321..10.N**					Black finish			
321..10.T**					Brass finish			

HALF CYLINDER WITH TEMPORARY KEY

CONSTRUCTIVE FEATURES:

High resistance aluminium body with anti-drill pins and controlled snap cut - Easy entrance key nickel-plated brass plug with anti-drill pins - Stainless steel pins and drivers - Stainless steel springs - Self-lubricating steel off center 30° DIN cam - Silver nickel reversible flat keys with code number - Brass temporary key with code number.

WORKING:

Turn the key 360°.

PROVIDED WITH:

3 keys, 1 temporary key, registration card, fixing screw.

ON REQUEST:

Special keying systems KA-MK-GMK-CL.

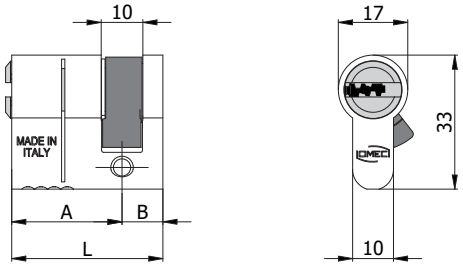

COD.	L	A	B			kg		
321.25.10.TK	35	25	10	8	2020/08	0,20	1	-
321.27.10.TK	37	27	10	8	2020/08	0,20	1	-
321.30.10.TK	40	30	10	8	2020/08	0,20	1	-
321.**.10.N.TK					Black finish			
321.**.10.T.TK					Brass finish			

1

The cylinder normally works with the temporary key (TK).

2

The temporary key is disarmed after that the owner key is inserted and turned.

3

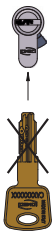

The temporary key can't open the cylinder anymore.

HALF CYLINDER

CONSTRUCTIVE FEATURES:

High resistance aluminium body with anti-drill pins and controlled snap cut - Easy entrance key nickel-plated brass plug with anti-drill pins - Stainless steel pins and drivers - Stainless steel springs - Self-lubricating steel off center 30° DIN cam - Silver nickel reversible flat keys with code number.

WORKING:

Turn the key 360°.

PROVIDED WITH:

5 keys, registration card, fixing screw.

ON REQUEST:

Special keying systems KA-MK-GMK-CL.

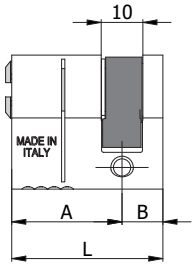

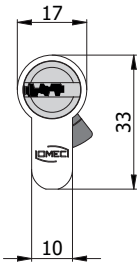

COD.	L	A	B			kg		
321.25.10.5	35	25	10	8	2020/08	0,22	1	-
321.27.10.5	37	27	10	8	2020/08	0,22	1	-
321.30.10.5	40	30	10	8	2020/08	0,22	1	-
321..10.N.5**					Black finish			
321..10.T.5**					Brass finish			

HALF CYLINDER WITH TEMPORARY KEY

CONSTRUCTIVE FEATURES:

High resistance aluminium body with anti-drill pins and controlled snap cut - Easy entrance key nickel-plated brass plug with anti-drill pins - Stainless steel pins and drivers - Stainless steel springs - Self-lubricating steel off center 30° DIN cam - Silver nickel reversible flat keys with code number - Brass temporary key with code number.

WORKING:

Turn the key 360°.

PROVIDED WITH:

5 keys, 1 temporary key, registration card, fixing screw.

ON REQUEST:

Special keying systems KA-MK-GMK-CL.

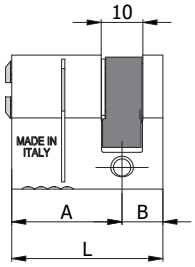

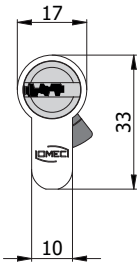

COD.	L	A	B			kg		
321.25.10.5.TK	35	25	10	8	2020/08	0,24	1	-
321.27.10.5.TK	37	27	10	8	2020/08	0,24	1	-
321.30.10.5.TK	40	30	10	8	2020/08	0,24	1	-
321.**.10.N.5.TK					Black finish			
321.**.10.T.5.TK					Brass finish			

1

The cylinder normally works with the temporary key (TK).

2

The temporary key is disarmed after that the owner key is inserted and turned.

3

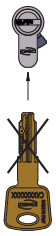

The temporary key can't open the cylinder anymore.

CLUTCHING DOUBLE CYLINDER

CONSTRUCTIVE FEATURES:

High resistance aluminium body with anti-drill pins and controlled snap cut - Easy entrance key nickel-plated brass plugs with anti-drill pins - Stainless steel pins and drivers - Stainless steel springs - Self-lubricating steel off center 30° DIN cam - Silver nickel reversible flat keys with code number.

WORKING:

Turn the key 360° - The keys are independent and can operate on the cylinder even if on the other side the key was inserted and turned.

PROVIDED WITH:

3 keys, registration card, fixing screw.

ON REQUEST:

Special keying systems KA-MK-GMK-CL.

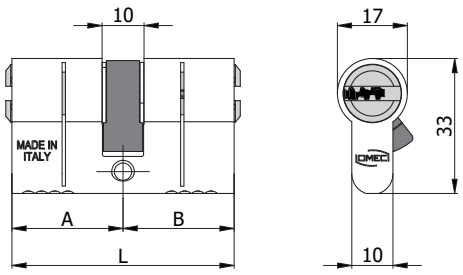

COD.	L	A	B			kg		
322.27.27	54	27	27	8	2020/08	0,22	1	-
322.27.27.N				Black finish				
322.27.27.T				Brass finish				

CLUTCHING DOUBLE CYLINDER WITH TEMPORARY KEY

CONSTRUCTIVE FEATURES:

High resistance aluminium body with anti-drill pins and controlled snap cut - Easy entrance key nickel-plated brass plugs with anti-drill pins - Stainless steel pins and drivers - Stainless steel springs - Self-lubricating steel off center 30° DIN cam - Silver nickel reversible flat keys with code number - Brass temporary key with code number.

WORKING:

Turn the key 360° - The keys are independent and can operate on the cylinder even if on the other side the key was inserted and turned.

PROVIDED WITH:

3 keys, 1 temporary key, registration card, fixing screw.

ON REQUEST:

Special keying systems KA-MK-GMK-CL.

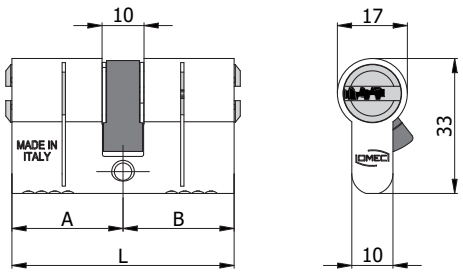

COD.	L	A	B			kg		
322.27.27.TK	54	27	27	8	2020/08	0,24	1	-
322.27.27.N.TK					Black finish			
322.27.27.T.TK					Brass finish			

1

The cylinder normally works with the temporary key (TK).

2

The temporary key is disarmed after that the owner key is inserted and turned.

3

The temporary key can't open the cylinder anymore.

CLUTCHING DOUBLE CYLINDER

CONSTRUCTIVE FEATURES:

High resistance aluminium body with anti-drill pins and controlled snap cut - Easy entrance key nickel-plated brass plugs with anti-drill pins - Stainless steel pins and drivers - Stainless steel springs - Self-lubricating steel off center 30° DIN cam - Silver nickel reversible flat keys with code number.

WORKING:

Turn the key 360° - The keys are independent and can operate on the cylinder even if on the other side the key was inserted and turned.

PROVIDED WITH:

5 keys, registration card, fixing screw.

ON REQUEST:

Special keying systems KA-MK-GMK-CL.

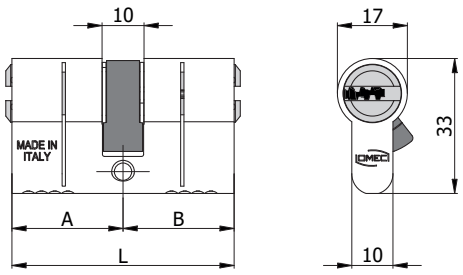

COD.	L	A	B					
322.27.27.5	54	27	27	8	2020/08	0,26	1	-
322.27.27.N.5				Black finish				
322.27.27.T.5				Brass finish				

CLUTCHING DOUBLE CYLINDER WITH TEMPORARY KEY

CONSTRUCTIVE FEATURES:

High resistance aluminium body with anti-drill pins and controlled snap cut - Easy entrance key nickel-plated brass plugs with anti-drill pins - Stainless steel pins and drivers - Stainless steel springs - Self-lubricating steel off center 30° DIN cam - Silver nickel reversible flat keys with code number - Brass temporary key with code number.

WORKING:

Turn the key 360° - The keys are independent and can operate on the cylinder even if on the other side the key was inserted and turned.

PROVIDED WITH:

5 keys, 1 temporary key, registration card, fixing screw.

ON REQUEST:

Special keying systems KA-MK-GMK-CL.

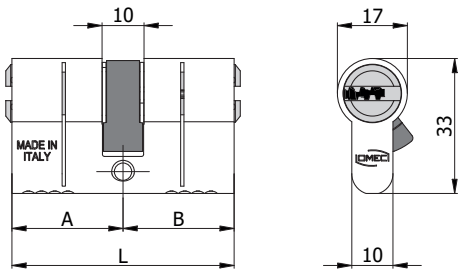

COD.	L	A	B			kg		
322.27.27.5.TK	54	27	27	8	2020/08	0,28	1	-
322.27.27.N.5.TK					Black finish			
322.27.27.T.5.TK					Brass finish			

1

The cylinder normally works with the temporary key (TK).

2

The temporary key is disarmed after that the owner key is inserted and turned.

3

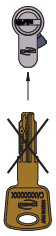

The temporary key can't open the cylinder anymore.

DOUBLE CYLINDER WITH KNOB

CONSTRUCTIVE FEATURES:

High resistance aluminium body with anti-drill pins and controlled snap cut - Easy entrance key nickel-plated brass plug with anti-drill pins - Stainless steel pins and drivers - Stainless steel springs - Self-lubricating steel off center 30° DIN cam - Satin chrome-plated special alloy knob -Silver nickel reversible flat keys with code number.

WORKING:

Turn the key or knob 360°.

PROVIDED WITH:

3 keys, registration card, fixing screw.

ON REQUEST:

Special keying systems KA-MK-GMK-CL.

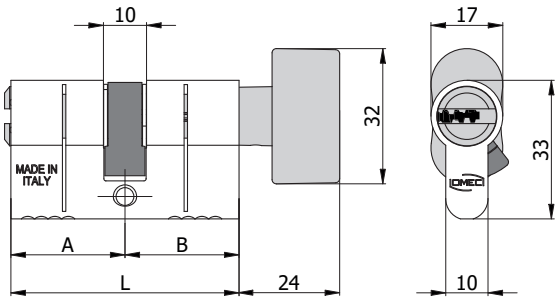

COD.	L	A	B					
323.27.27B	54	27	27	8	2020/08	0,26	1	-
323.27.27B.N					Black finish			
323.27.27B.T					Brass finish			

DOUBLE CYLINDER WITH KNOB WITH TEMPORARY KEY

CONSTRUCTIVE FEATURES:

High resistance aluminium body with anti-drill pins and controlled snap cut - Easy entrance key nickel-plated brass plug with anti-drill pins - Stainless steel pins and drivers - Stainless steel springs - Self-lubricating steel off center 30° DIN cam - Satin chrome-plated special alloy knob -Silver nickel reversible flat keys with code number - Brass temporary key with code number.

WORKING:

Turn the key or knob 360°.

PROVIDED WITH:

3 keys, 1 temporary key, registration card, fixing screw.

ON REQUEST:

Special keying systems KA-MK-GMK-CL.

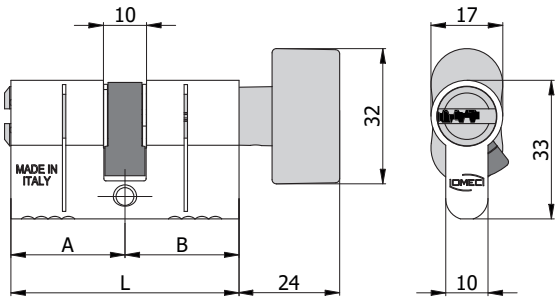

COD.	L	A	B			kg		
323.27.27B.TK	54	27	27	8	2020/08	0,28	1	-
323.27.27B.N.TK					Black finish			
323.27.27B.T.TK					Brass finish			

1

The cylinder normally works with the temporary key (TK).

2

The temporary key is disarmed after that the owner key is inserted and turned.

3

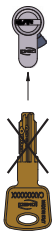

The temporary key can't open the cylinder anymore.

DOUBLE CYLINDER WITH KNOB

CONSTRUCTIVE FEATURES:

High resistance aluminium body with anti-drill pins and controlled snap cut - Easy entrance key nickel-plated brass plug with anti-drill pins - Stainless steel pins and drivers - Stainless steel springs - Self-lubricating steel off center 30° DIN cam - Satin chrome-plated special alloy knob -Silver nickel reversible flat keys with code number.

WORKING:

Turn the key or knob 360°.

PROVIDED WITH:

5 keys, registration card, fixing screw.

ON REQUEST:

Special keying systems KA-MK-GMK-CL.

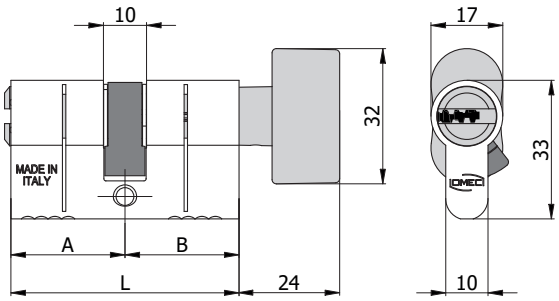

COD.	L	A	B					
323.27.27B.5	54	27	27	8	2020/08	0,30	1	-
323.27.27B.N.5					Black finish			
323.27.27B.T.5					Brass finish			

DOUBLE CYLINDER WITH KNOB WITH TEMPORARY KEY

CONSTRUCTIVE FEATURES:

High resistance aluminium body with anti-drill pins and controlled snap cut - Easy entrance key nickel-plated brass plug with anti-drill pins - Stainless steel pins and drivers - Stainless steel springs - Self-lubricating steel off center 30° DIN cam - Satin chrome-plated special alloy knob -Silver nickel reversible flat keys with code number - Brass temporary key with code number.

WORKING:

Turn the key or knob 360°.

PROVIDED WITH:

5 keys, 1 temporary key, registration card, fixing screw.

ON REQUEST:

Special keying systems KA-MK-GMK-CL.

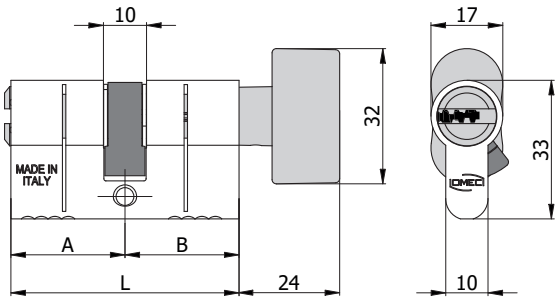

COD.	L	A	B			kg		
323.27.27B.5.TK	54	27	27	8	2020/08	0,32	1	-
323.27.27B.N.5.TK					Black finish			
323.27.27B.T.5.TK					Brass finish			

1

The cylinder normally works with the temporary key (TK).

2

The temporary key is disarmed after that the owner key is inserted and turned.

3

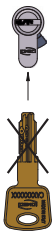

The temporary key can't open the cylinder anymore.



SECURITY

8 active pins on two rows: over 300.000 combinations

3 tempered steel drill resistant pins

Sacrificial cut on the cylinder body

Tear resistance steel bar and connecting screws (patented system)

Picklock resistant

Push resistant 30° DIN cam

Clutching version for emergency function

MATERIALS

High resistance aluminium alloy body with patented ceramic threatment

Easy entrance key nickel-plated brass plugs

Stainless steel pins and springs

Self-lubricating steel cam

Salt spray tested for 96 h

Durability over 100.000 cycles

PATENTED REVERSIBLE KEY

Flat silver-nickel reversible key with long neck compatible with security escutcheon

PROPERTY CARD

Security card with code number to duplicate the key in maximum security, duplications allowed only from authorized dealers

TEMPORARY KEY

Brass temporary key that gets disarmed after the owner key is insterted and turned

ERGONOMICS

Ergonomic and removeable key cover interchangelable and available in many different colours

MASTER KEY POTENTIAL

Special keying systemss KA-MK-GMK-CL

For a high security level MK system: 50.000 possible combinations

DESIGNED AND CERTIFIED ACCORDING TO EUROPEAN STANDARD

UNI EN 1303:15 - BS EN 1303:15 - ICIM 0039CS							
1	6	0	A	0	C	6	D

CATEGORY OF USE

1= for use by people with a high incentive to exercise care and with a small chance of misuse

DURABILITY

6 = 100.000 test cycles

DOOR MASS

0 = no door mass requirement

SUITABLE FOR USE ON FIRE RESISTANT/SMOKE CONTROL DOORS

A = suitable for use on smoke control doors

SAFETY

0 = no safety requirement

CORROSION RESISTANCE AND TEMPERATURE

C = high corrosion resistance; temperature requirement: from –25°C to +65°C

KEY RELATED SECURITY

6 = over 300.000 combinations

ATTACK RESISTANCE

D = resistance to drilling for 5/10 minutes, mechanical attack and plug extraction

DOUBLE CYLINDER

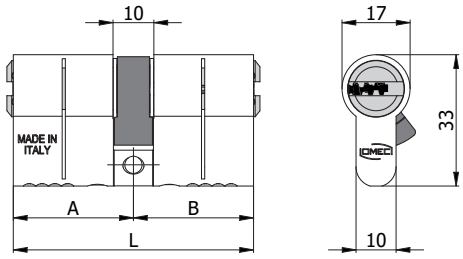

COD.	L	A	B					
320M.30.30	60	30	30	8	2020/08	0,23	1	-
320M.30.35	65	30	35	8	2020/08	0,24	1	-
320M.30.40	70	30	40	8	2020/08	0,26	1	-
320M.35.35	70	35	35	8	2020/08	0,26	1	-
320M.30.45	75	30	45	8	2020/08	0,27	1	-
320M.35.40	75	35	40	8	2020/08	0,27	1	-
320M.30.50	80	30	50	8	2020/08	0,28	1	-
320M.35.45	80	35	45	8	2020/08	0,28	1	-
320M.40.40	80	40	40	8	2020/08	0,28	1	-
320M.30.55	85	30	55	8	2020/08	0,29	1	-
320M.35.50	85	35	50	8	2020/08	0,29	1	-
320M.40.45	85	40	45	8	2020/08	0,29	1	-
320M.30.60	90	30	60	8	2020/08	0,31	1	-
320M.35.55	90	35	55	8	2020/08	0,31	1	-
320M.40.50	90	40	50	8	2020/08	0,31	1	-
320M.45.45	90	45	45	8	2020/08	0,31	1	-
320M.30.65	95	30	65	8	2020/08	0,32	1	-
320M.35.60	95	35	60	8	2020/08	0,32	1	-
320M.40.55	95	40	55	8	2020/08	0,32	1	-
320M.45.50	95	45	50	8	2020/08	0,32	1	-
320M.30.70	100	30	70	8	2020/08	0,33	1	-
320M.35.65	100	35	65	8	2020/08	0,33	1	-
320M.40.60	100	40	60	8	2020/08	0,33	1	-
320M.45.55	100	45	55	8	2020/08	0,33	1	-
320M.50.50	100	50	50	8	2020/08	0,33	1	-
320M.30.75	105	30	75	8	2020/08	0,35	1	-
320M.45.60	105	45	60	8	2020/08	0,35	1	-
320M.30.80	110	30	80	8	2020/08	0,36	1	-
320M.40.70	110	40	70	8	2020/08	0,36	1	-
320M.50.60	110	50	60	8	2020/08	0,36	1	-
320M.55.55	110	55	55	8	2020/08	0,36	1	-
320M.50.65	115	50	65	8	2020/08	0,38	1	-
320M.30.90	120	30	90	8	2020/08	0,38	1	-
320M.40.80	120	40	80	8	2020/08	0,38	1	-
320M.50.70	120	50	70	8	2020/08	0,38	1	-
320M.60.60	120	60	60	8	2020/08	0,38	1	-
320M.**.**.N				Black finish				
320M.**.**.T				Brass finish				

OTHER SIZES AVAILABLE ON REQUEST UP TO 150 mm ON EACH SIDE

CONSTRUCTIVE FEATURES:

High resistance aluminium body with anti-drill pins and controlled snap cut - Stainless steel tear resistant connection bar - Tear resistant steel fixing screws - Easy entrance key nickel-plated brass plugs with anti-drill pins - Stainless steel pins and drivers - Stainless steel springs - Self-lubricating steel off center 30° DIN cam - Silver nickel reversible flat keys with code number.

For cylinders longer than 65 mm: Brass spacers and pins for plug - Sintered steel spacers for cylinder body.

WORKING:

Turn the key 360° - The keys are dependent and cannot operate on the cylinder if on the other side the key was inserted and turned.

PROVIDED WITH:

3 keys, registration card, fixing screw.

ON REQUEST:

Special keying systems KA-MK-GMK-CL.

DOUBLE CYLINDER WITH TEMPORARY KEY

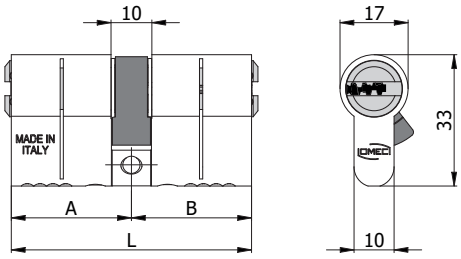

COD.	L	A	B			kg		
320M.30.30.TK	60	30	30	8	2020/08	0,25	1	-
320M.30.35.TK	65	30	35	8	2020/08	0,26	1	-
320M.30.40.TK	70	30	40	8	2020/08	0,28	1	-
320M.35.35.TK	70	35	35	8	2020/08	0,28	1	-
320M.30.45.TK	75	30	45	8	2020/08	0,29	1	-
320M.35.40.TK	75	35	40	8	2020/08	0,29	1	-
320M.30.50.TK	80	30	50	8	2020/08	0,30	1	-
320M.35.45.TK	80	35	45	8	2020/08	0,30	1	-
320M.40.40.TK	80	40	40	8	2020/08	0,30	1	-
320M.30.55.TK	85	30	55	8	2020/08	0,31	1	-
320M.35.50.TK	85	35	50	8	2020/08	0,31	1	-
320M.40.45.TK	85	40	45	8	2020/08	0,31	1	-
320M.30.60.TK	90	30	60	8	2020/08	0,33	1	-
320M.35.55.TK	90	35	55	8	2020/08	0,33	1	-
320M.40.50.TK	90	40	50	8	2020/08	0,33	1	-
320M.45.45.TK	90	45	45	8	2020/08	0,33	1	-
320M.30.65.TK	95	30	65	8	2020/08	0,34	1	-
320M.35.60.TK	95	35	60	8	2020/08	0,34	1	-
320M.40.55.TK	95	40	55	8	2020/08	0,34	1	-
320M.45.50.TK	95	45	50	8	2020/08	0,34	1	-
320M.30.70.TK	100	30	70	8	2020/08	0,35	1	-
320M.35.65.TK	100	35	65	8	2020/08	0,35	1	-
320M.40.60.TK	100	40	60	8	2020/08	0,35	1	-
320M.45.55.TK	100	45	55	8	2020/08	0,35	1	-
320M.50.50.TK	100	50	50	8	2020/08	0,35	1	-
320M.30.75.TK	105	30	75	8	2020/08	0,37	1	-
320M.45.60.TK	105	45	60	8	2020/08	0,37	1	-
320M.30.80.TK	110	30	80	8	2020/08	0,38	1	-
320M.40.70.TK	110	40	70	8	2020/08	0,38	1	-
320M.50.60.TK	110	50	60	8	2020/08	0,38	1	-
320M.55.55.TK	110	55	55	8	2020/08	0,38	1	-
320M.50.65.TK	115	50	65	8	2020/08	0,39	1	-
320M.30.90.TK	120	30	90	8	2020/08	0,40	1	-
320M.40.80.TK	120	40	80	8	2020/08	0,40	1	-
320M.50.70.TK	120	50	70	8	2020/08	0,40	1	-
320M.60.60.TK	120	60	60	8	2020/08	0,40	1	-
320M.**.**.N.TK					Black finish			
320M.**.**.T.TK					Brass finish			

OTHER SIZES AVAILABLE ON REQUEST UP TO 150 mm ON EACH SIDE

CONSTRUCTIVE FEATURES:

High resistance aluminium body with anti-drill pins and controlled snap cut - Stainless steel tear resistant connection bar - Tear resistant steel fixing screws - Easy entrance key nickel-plated brass plugs with anti-drill pins - Stainless steel pins and drivers - Stainless steel springs - Self-lubricating steel off center 30° DIN cam - Silver nickel reversible flat keys with code number - Brass temporary key with code number.

For cylinders longer than 65 mm: Brass spacers and pins for plug - Sintered steel spacers for cylinder body.

WORKING:

Turn the key 360° - The keys are dependent and cannot operate on the cylinder if on the other side the key was inserted and turned.

PROVIDED WITH:

3 keys, 1 temporary key, registration card, fixing screw.

ON REQUEST:

Special keying systems KA-MK-GMK-CL.

1

The cylinder normally works with the temporary key (TK).

2

The temporary key is disarmed after that the owner key is inserted and turned.

3

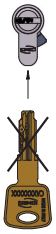

The temporary key can't open the cylinder anymore.

DOUBLE CYLINDER

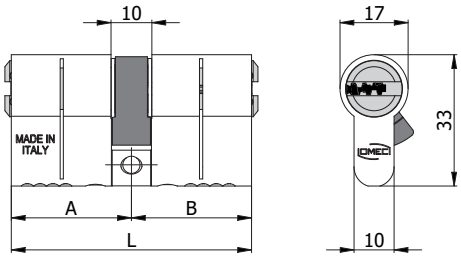

COD.	L	A	B			kg		
320M.30.30.5	60	30	30	8	2020/08	0,27	1	-
320M.30.35.5	65	30	35	8	2020/08	0,28	1	-
320M.30.40.5	70	30	40	8	2020/08	0,30	1	-
320M.35.35.5	70	35	35	8	2020/08	0,30	1	-
320M.30.45.5	75	30	45	8	2020/08	0,31	1	-
320M.35.40.5	75	35	40	8	2020/08	0,31	1	-
320M.30.50.5	80	30	50	8	2020/08	0,32	1	-
320M.35.45.5	80	35	45	8	2020/08	0,32	1	-
320M.40.40.5	80	40	40	8	2020/08	0,32	1	-
320M.30.55.5	85	30	55	8	2020/08	0,33	1	-
320M.35.50.5	85	35	50	8	2020/08	0,33	1	-
320M.40.45.5	85	40	45	8	2020/08	0,33	1	-
320M.30.60.5	90	30	60	8	2020/08	0,35	1	-
320M.35.55.5	90	35	55	8	2020/08	0,35	1	-
320M.40.50.5	90	40	50	8	2020/08	0,35	1	-
320M.45.45.5	90	45	45	8	2020/08	0,35	1	-
320M.30.65.5	95	30	65	8	2020/08	0,36	1	-
320M.35.60.5	95	35	60	8	2020/08	0,36	1	-
320M.40.55.5	95	40	55	8	2020/08	0,36	1	-
320M.45.50.5	95	45	50	8	2020/08	0,36	1	-
320M.30.70.5	100	30	70	8	2020/08	0,37	1	-
320M.35.65.5	100	35	65	8	2020/08	0,37	1	-
320M.40.60.5	100	40	60	8	2020/08	0,37	1	-
320M.45.55.5	100	45	55	8	2020/08	0,37	1	-
320M.50.50.5	100	50	50	8	2020/08	0,37	1	-
320M.30.75.5	105	30	75	8	2020/08	0,39	1	-
320M.45.60.5	105	45	60	8	2020/08	0,39	1	-
320M.30.80.5	110	30	80	8	2020/08	0,40	1	-
320M.40.70.5	110	40	70	8	2020/08	0,40	1	-
320M.50.60.5	110	50	60	8	2020/08	0,40	1	-
320M.55.55.5	110	55	55	8	2020/08	0,40	1	-
320M.50.65.5	115	50	65	8	2020/08	0,42	1	-
320M.30.90.5	120	30	90	8	2020/08	0,42	1	-
320M.40.80.5	120	40	80	8	2020/08	0,42	1	-
320M.50.70.5	120	50	70	8	2020/08	0,42	1	-
320M.60.60.5	120	60	60	8	2020/08	0,42	1	-
320M.**.**.N.5					Black finish			
320M.**.**.T.5					Brass finish			

OTHER SIZES AVAILABLE ON REQUEST UP TO 150 mm ON EACH SIDE

CONSTRUCTIVE FEATURES:

High resistance aluminium body with anti-drill pins and controlled snap cut - Stainless steel tear resistant connection bar - Tear resistant steel fixing screws - Easy entrance key nickel-plated brass plugs with anti-drill pins - Stainless steel pins and drivers - Stainless steel springs - Self-lubricating steel off center 30° DIN cam - Silver nickel reversible flat keys with code number.

For cylinders longer than 65 mm: Brass spacers and pins for plug - Sintered steel spacers for cylinder body.

WORKING:

Turn the key 360° - The keys are dependent and cannot operate on the cylinder if on the other side the key was inserted and turned.

PROVIDED WITH:

5 keys, registration card, fixing screw.

ON REQUEST:

Special keying systems KA-MK-GMK-CL.

DOUBLE CYLINDER WITH TEMPORARY KEY

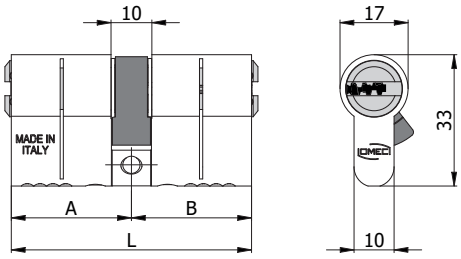

COD.	L	A	B			kg		
320M.30.30.5.TK	60	30	30	8	2020/08	0,29	1	-
320M.30.35.5.TK	65	30	35	8	2020/08	0,30	1	-
320M.30.40.5.TK	70	30	40	8	2020/08	0,32	1	-
320M.35.35.5.TK	70	35	35	8	2020/08	0,32	1	-
320M.30.45.5.TK	75	30	45	8	2020/08	0,33	1	-
320M.35.40.5.TK	75	35	40	8	2020/08	0,33	1	-
320M.30.50.5.TK	80	30	50	8	2020/08	0,34	1	-
320M.35.45.5.TK	80	35	45	8	2020/08	0,34	1	-
320M.40.40.5.TK	80	40	40	8	2020/08	0,34	1	-
320M.30.55.5.TK	85	30	55	8	2020/08	0,35	1	-
320M.35.50.5.TK	85	35	50	8	2020/08	0,35	1	-
320M.40.45.5.TK	85	40	45	8	2020/08	0,35	1	-
320M.30.60.5.TK	90	30	60	8	2020/08	0,37	1	-
320M.35.55.5.TK	90	35	55	8	2020/08	0,37	1	-
320M.40.50.5.TK	90	40	50	8	2020/08	0,37	1	-
320M.45.45.5.TK	90	45	45	8	2020/08	0,37	1	-
320M.30.65.5.TK	95	30	65	8	2020/08	0,38	1	-
320M.35.60.5.TK	95	35	60	8	2020/08	0,38	1	-
320M.40.55.5.TK	95	40	55	8	2020/08	0,38	1	-
320M.45.50.5.TK	95	45	50	8	2020/08	0,38	1	-
320M.30.70.5.TK	100	30	70	8	2020/08	0,39	1	-
320M.35.65.5.TK	100	35	65	8	2020/08	0,39	1	-
320M.40.60.5.TK	100	40	60	8	2020/08	0,39	1	-
320M.45.55.5.TK	100	45	55	8	2020/08	0,39	1	-
320M.50.50.5.TK	100	50	50	8	2020/08	0,39	1	-
320M.30.75.5.TK	105	30	75	8	2020/08	0,41	1	-
320M.45.60.5.TK	105	45	60	8	2020/08	0,41	1	-
320M.30.80.5.TK	110	30	80	8	2020/08	0,42	1	-
320M.40.70.5.TK	110	40	70	8	2020/08	0,42	1	-
320M.50.60.5.TK	110	50	60	8	2020/08	0,42	1	-
320M.55.55.5.TK	110	55	55	8	2020/08	0,42	1	-
320M.50.65.5.TK	115	50	65	8	2020/08	0,43	1	-
320M.30.90.5.TK	120	30	90	8	2020/08	0,44	1	-
320M.40.80.5.TK	120	40	80	8	2020/08	0,44	1	-
320M.50.70.5.TK	120	50	70	8	2020/08	0,44	1	-
320M.60.60.5.TK	120	60	60	8	2020/08	0,44	1	-
320M.**.**.N.5.TK					Black finish			
320M.**.**.T.5.TK					Brass finish			

OTHER SIZES AVAILABLE ON REQUEST UP TO 150 mm ON EACH SIDE

CONSTRUCTIVE FEATURES:

High resistance aluminium body with anti-drill pins and controlled snap cut - Stainless steel tear resistant connection bar - Tear resistant steel fixing screws - Easy entrance key nickel-plated brass plugs with anti-drill pins - Stainless steel pins and drivers - Stainless steel springs - Self-lubricating steel off center 30° DIN cam - Silver nickel reversible flat keys with code number - Brass temporary key with code number.

For cylinders longer than 65 mm: Brass spacers and pins for plug - Sintered steel spacers for cylinder body.

WORKING:

Turn the key 360° - The keys are dependent and cannot operate on the cylinder if on the other side the key was inserted and turned.

PROVIDED WITH:

5 keys, 1 temporary key, registration card, fixing screw.

ON REQUEST:

Special keying systems KA-MK-GMK-CL.

1

The cylinder normally works with the temporary key (TK).

2

The temporary key is disarmed after that the owner key is inserted and turned.

3

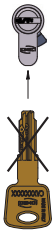

The temporary key can't open the cylinder anymore.

HALF CYLINDER

CONSTRUCTIVE FEATURES:

High resistance aluminium body with anti-drill pins and controlled snap cut - Stainless steel tear resistant connection bar - Tear resistant steel fixing screws - Easy entrance key nickel-plated brass plug with anti-drill pins - Stainless steel pins and drivers - Stainless steel springs - Self-lubricating steel off center 30° DIN cam - Silver nickel reversible flat keys with code number.

For cylinders longer than 48 mm: Brass spacers and pins for plug - Sintered steel spacers for cylinder body.

WORKING:

Turn the key 360°.

PROVIDED WITH:

3 keys, registration card, fixing screw.

ON REQUEST:

Special keying systems KA-MK-GMK-CL.

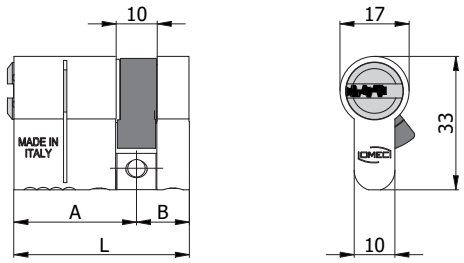

COD.	L	A	B			kg		
321M.30.13	43	30	13	8	2020/08	0,20	1	-
321M.35.13	48	35	13	8	2020/08	0,21	1	-
321M.40.13	53	40	13	8	2020/08	0,22	1	-
321M.45.13	58	45	13	8	2020/08	0,23	1	-
321M.50.13	63	50	13	8	2020/08	0,25	1	-
321M.55.13	68	55	13	8	2020/08	0,26	1	-
321M.60.13	73	60	13	8	2020/08	0,27	1	-
321M.65.13	78	65	13	8	2020/08	0,28	1	-
321M.70.13	83	70	13	8	2020/08	0,30	1	-
321M.80.13	93	80	13	8	2020/08	0,31	1	-
321M.**.13.N				Black finish				
321M.**.13.T				Brass finish				

OTHER SIZES AVAILABLE ON REQUEST UP TO 150 mm ON EACH SIDE

HALF CYLINDER WITH TEMPORARY KEY

CONSTRUCTIVE FEATURES:

High resistance aluminium body with anti-drill pins and controlled snap cut - Stainless steel tear resistant connection bar - Tear resistant steel fixing screws - Easy entrance key nickel-plated brass plug with anti-drill pins - Stainless steel pins and drivers - Stainless steel springs - Self-lubricating steel off center 30° DIN cam - Silver nickel reversible flat keys with code number - Brass temporary key with code number.

For cylinders longer than 48 mm: Brass spacers and pins for plug - Sintered steel spacers for cylinder body.

WORKING:

Turn the key 360°.

PROVIDED WITH:

3 keys, 1 temporary key, registration card, fixing screw.

ON REQUEST:

Special keying systems KA-MK-GMK-CL.

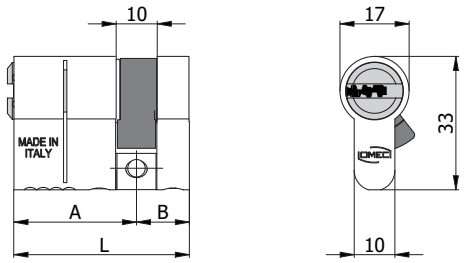

COD.	L	A	B			kg		
321M.30.13.TK	43	30	13	8	2020/08	0,22	1	-
321M.35.13.TK	48	35	13	8	2020/08	0,23	1	-
321M.40.13.TK	53	40	13	8	2020/08	0,24	1	-
321M.45.13.TK	58	45	13	8	2020/08	0,25	1	-
321M.50.13.TK	63	50	13	8	2020/08	0,27	1	-
321M.55.13.TK	68	55	13	8	2020/08	0,28	1	-
321M.60.13.TK	73	60	13	8	2020/08	0,29	1	-
321M.65.13.TK	78	65	13	8	2020/08	0,30	1	-
321M.70.13.TK	83	70	13	8	2020/08	0,32	1	-
321M.80.13.TK	93	80	13	8	2020/08	0,33	1	-
321M.**.13.N.TK					Black finish			
321M.**.13.T.TK					Brass finish			

OTHER SIZES AVAILABLE ON REQUEST UP TO 150 mm ON EACH SIDE

1

The cylinder normally works with the temporary key (TK).

2

The temporary key is disarmed after that the owner key is inserted and turned.

3

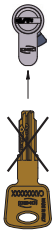

The temporary key can't open the cylinder anymore.

HALF CYLINDER

CONSTRUCTIVE FEATURES:

High resistance aluminium body with anti-drill pins and controlled snap cut - Stainless steel tear resistant connection bar - Tear resistant steel fixing screws - Easy entrance key nickel-plated brass plug with anti-drill pins - Stainless steel pins and drivers - Stainless steel springs - Self-lubricating steel off center 30° DIN cam - Silver nickel reversible flat keys with code number.

For cylinders longer than 48 mm: Brass spacers and pins for plug - Sintered steel spacers for cylinder body.

WORKING:

Turn the key 360°.

PROVIDED WITH:

5 keys, registration card, fixing screw.

ON REQUEST:

Special keying systems KA-MK-GMK-CL.

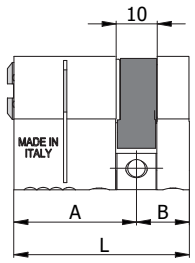

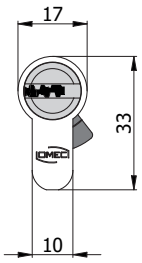

COD.	L	A	B			kg		
321M.30.13.5	43	30	13	8	2020/08	0,24	1	-
321M.35.13.5	48	35	13	8	2020/08	0,25	1	-
321M.40.13.5	53	40	13	8	2020/08	0,26	1	-
321M.45.13.5	58	45	13	8	2020/08	0,27	1	-
321M.50.13.5	63	50	13	8	2020/08	0,29	1	-
321M.55.13.5	68	55	13	8	2020/08	0,30	1	-
321M.60.13.5	73	60	13	8	2020/08	0,31	1	-
321M.65.13.5	78	65	13	8	2020/08	0,32	1	-
321M.70.13.5	83	70	13	8	2020/08	0,34	1	-
321M.80.13.5	93	80	13	8	2020/08	0,35	1	-
321M.**.13.N.5					Black finish			
321M.**.13.T.5					Brass finish			

OTHER SIZES AVAILABLE ON REQUEST UP TO 150 mm ON EACH SIDE

HALF CYLINDER WITH TEMPORARY KEY

CONSTRUCTIVE FEATURES:

High resistance aluminium body with anti-drill pins and controlled snap cut - Stainless steel tear resistant connection bar - Tear resistant steel fixing screws - Easy entrance key nickel-plated brass plug with anti-drill pins - Stainless steel pins and drivers - Stainless steel springs - Self-lubricating steel off center 30° DIN cam - Silver nickel reversible flat keys with code number - Brass temporary key with code number.

For cylinders longer than 48 mm: Brass spacers and pins for plug - Sintered steel spacers for cylinder body.

WORKING:

Turn the key 360°.

PROVIDED WITH:

5 keys, 1 temporary key, registration card, fixing screw.

ON REQUEST:

Special keying systems KA-MK-GMK-CL.

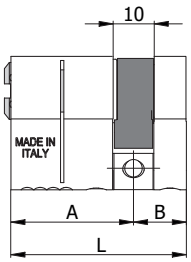

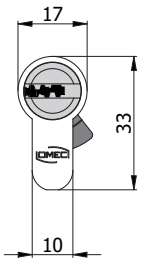

COD.	L	A	B			kg		
321M.30.13.5.TK	43	30	13	8	2020/08	0,26	1	-
321M.35.13.5.TK	48	35	13	8	2020/08	0,27	1	-
321M.40.13.5.TK	53	40	13	8	2020/08	0,28	1	-
321M.45.13.5.TK	58	45	13	8	2020/08	0,29	1	-
321M.50.13.5.TK	63	50	13	8	2020/08	0,31	1	-
321M.55.13.5.TK	68	55	13	8	2020/08	0,32	1	-
321M.60.13.5.TK	73	60	13	8	2020/08	0,33	1	-
321M.65.13.5.TK	78	65	13	8	2020/08	0,34	1	-
321M.70.13.5.TK	83	70	13	8	2020/08	0,36	1	-
321M.80.13.5.TK	93	80	13	8	2020/08	0,37	1	-
321M.**.13.N.5.TK					Black finish			
321M.**.13.T.5.TK					Brass finish			

OTHER SIZES AVAILABLE ON REQUEST UP TO 150 mm ON EACH SIDE

1

The cylinder normally works with the temporary key (TK).

2

The temporary key is disarmed after that the owner key is inserted and turned.

3

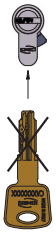

The temporary key can't open the cylinder anymore.

CLUTCHING DOUBLE CYLINDER

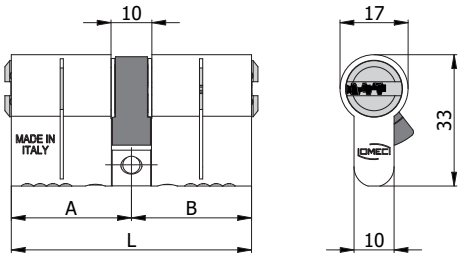

COD.	L	A	B					
322M.30.30	60	30	30	8	2020/08	0,23	1	-
322M.30.35	65	30	35	8	2020/08	0,24	1	-
322M.30.40	70	30	40	8	2020/08	0,25	1	-
322M.35.35	70	35	35	8	2020/08	0,25	1	-
322M.30.45	75	30	45	8	2020/08	0,27	1	-
322M.35.40	75	35	40	8	2020/08	0,27	1	-
322M.30.50	80	30	50	8	2020/08	0,28	1	-
322M.35.45	80	35	45	8	2020/08	0,28	1	-
322M.40.40	80	40	40	8	2020/08	0,28	1	-
322M.30.55	85	30	55	8	2020/08	0,28	1	-
322M.35.50	85	35	50	8	2020/08	0,28	1	-
322M.40.45	85	40	45	8	2020/08	0,28	1	-
322M.30.60	90	30	60	8	2020/08	0,31	1	-
322M.35.55	90	35	55	8	2020/08	0,31	1	-
322M.40.50	90	40	50	8	2020/08	0,31	1	-
322M.45.45	90	45	45	8	2020/08	0,31	1	-
322M.30.65	95	30	65	8	2020/08	0,32	1	-
322M.35.60	95	35	60	8	2020/08	0,32	1	-
322M.40.55	95	40	55	8	2020/08	0,32	1	-
322M.45.50	95	45	50	8	2020/08	0,32	1	-
322M.30.70	100	30	70	8	2020/08	0,33	1	-
322M.35.65	100	35	65	8	2020/08	0,33	1	-
322M.40.60	100	40	60	8	2020/08	0,33	1	-
322M.45.55	100	45	55	8	2020/08	0,33	1	-
322M.50.50	100	50	50	8	2020/08	0,33	1	-
322M.30.75	105	30	75	8	2020/08	0,34	1	-
322M.45.60	105	45	60	8	2020/08	0,34	1	-
322M.30.80	110	30	80	8	2020/08	0,36	1	-
322M.40.70	110	40	70	8	2020/08	0,36	1	-
322M.50.60	110	50	60	8	2020/08	0,36	1	-
322M.55.55	110	55	55	8	2020/08	0,36	1	-
322M.50.65	115	50	65	8	2020/08	0,37	1	-
322M.30.90	120	30	90	8	2020/08	0,38	1	-
322M.40.80	120	40	80	8	2020/08	0,38	1	-
322M.50.70	120	50	70	8	2020/08	0,38	1	-
322M.60.60	120	60	60	8	2020/08	0,38	1	-
322M.**.**.N				Black finish				
322M.**.**.T				Brass finish				

OTHER SIZES AVAILABLE ON REQUEST UP TO 150 mm ON EACH SIDE

CONSTRUCTIVE FEATURES:

High resistance aluminium body with anti-drill pins and controlled snap cut - Stainless steel tear resistant connection bar - Tear resistant steel fixing screws - Easy entrance key nickel-plated brass plugs with anti-drill pins - Stainless steel pins and drivers - Stainless steel springs - Self-lubricating steel off center 30° DIN cam - Silver nickel reversible flat keys with code number.

For cylinders longer than 65 mm: Brass spacers and pins for plug - Sintered steel spacers for cylinder body.

WORKING:

Turn the key 360° - The keys are independent and can operate on the cylinder even if on the other side the key was inserted and turned.

PROVIDED WITH:

3 keys, registration card, fixing screw.

ON REQUEST:

Special keying systems KA-MK-GMK-CL.

CLUTCHING DOUBLE CYLINDER WITH TEMPORARY KEY

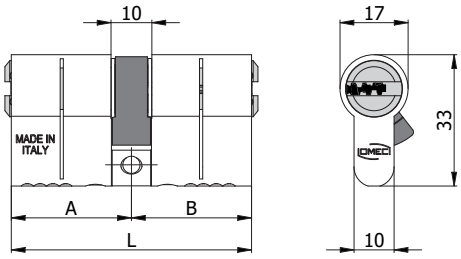

COD.	L	A	B			kg		
322M.30.30.TK	60	30	30	8	2020/08	0,18	1	-
322M.30.35.TK	65	30	35	8	2020/08	0,19	1	-
322M.30.40.TK	70	30	40	8	2020/08	0,21	1	-
322M.35.35.TK	70	35	35	8	2020/08	0,21	1	-
322M.30.45.TK	75	30	45	8	2020/08	0,22	1	-
322M.35.40.TK	75	35	40	8	2020/08	0,22	1	-
322M.30.50.TK	80	30	50	8	2020/08	0,23	1	-
322M.35.45.TK	80	35	45	8	2020/08	0,23	1	-
322M.40.40.TK	80	40	40	8	2020/08	0,23	1	-
322M.30.55.TK	85	30	55	8	2020/08	0,24	1	-
322M.35.50.TK	85	35	50	8	2020/08	0,24	1	-
322M.40.45.TK	85	40	45	8	2020/08	0,24	1	-
322M.30.60.TK	90	30	60	8	2020/08	0,26	1	-
322M.35.55.TK	90	35	55	8	2020/08	0,26	1	-
322M.40.50.TK	90	40	50	8	2020/08	0,26	1	-
322M.45.45.TK	90	45	45	8	2020/08	0,26	1	-
322M.30.65.TK	95	30	65	8	2020/08	0,27	1	-
322M.35.60.TK	95	35	60	8	2020/08	0,27	1	-
322M.40.55.TK	95	40	55	8	2020/08	0,27	1	-
322M.45.50.TK	95	45	50	8	2020/08	0,27	1	-
322M.30.70.TK	100	30	70	8	2020/08	0,28	1	-
322M.35.65.TK	100	35	65	8	2020/08	0,28	1	-
322M.40.60.TK	100	40	60	8	2020/08	0,28	1	-
322M.45.55.TK	100	45	55	8	2020/08	0,28	1	-
322M.50.50.TK	100	50	50	8	2020/08	0,28	1	-
322M.30.75.TK	105	30	75	8	2020/08	0,30	1	-
322M.45.60.TK	105	45	60	8	2020/08	0,30	1	-
322M.30.80.TK	110	30	80	8	2020/08	0,31	1	-
322M.40.70.TK	110	40	70	8	2020/08	0,31	1	-
322M.50.60.TK	110	50	60	8	2020/08	0,31	1	-
322M.55.55.TK	110	55	55	8	2020/08	0,31	1	-
322M.50.65.TK	115	50	65	8	2020/08	0,32	1	-
322M.30.90.TK	120	30	90	8	2020/08	0,33	1	-
322M.40.80.TK	120	40	80	8	2020/08	0,33	1	-
322M.50.70.TK	120	50	70	8	2020/08	0,33	1	-
322M.60.60.TK	120	60	60	8	2020/08	0,33	1	-
322M.**.**.N.TK					Black finish			
322M.**.**.T.TK					Brass finish			

OTHER SIZES AVAILABLE ON REQUEST UP TO 150 mm ON EACH SIDE

CONSTRUCTIVE FEATURES:

High resistance aluminium body with anti-drill pins and controlled snap cut - Stainless steel tear resistant connection bar - Tear resistant steel fixing screws - Easy entrance key nickel-plated brass plugs with anti-drill pins - Stainless steel pins and drivers - Stainless steel springs - Self-lubricating steel off center 30° DIN cam - Silver nickel reversible flat keys with code number - Brass temporary key with code number.

For cylinders longer than 65 mm: Brass spacers and pins for plug - Sintered steel spacers for cylinder body.

WORKING:

Turn the key 360° - The keys are independent and can operate on the cylinder even if on the other side the key was inserted and turned.

PROVIDED WITH:

3 keys, 1 temporary key, registration card, fixing screw.

ON REQUEST:

Special keying systems KA-MK-GMK-CL.

1

The cylinder normally works with the temporary key (TK).

2

The temporary key is disarmed after that the owner key is inserted and turned.

3

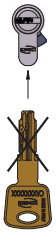

The temporary key can't open the cylinder anymore.

CLUTCHING DOUBLE CYLINDER

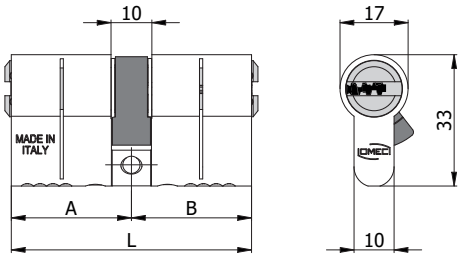

COD.	L	A	B			kg		
322M.30.30.5	60	30	30	8	2020/08	0,27	1	-
322M.30.35.5	65	30	35	8	2020/08	0,28	1	-
322M.30.40.5	70	30	40	8	2020/08	0,29	1	-
322M.35.35.5	70	35	35	8	2020/08	0,29	1	-
322M.30.45.5	75	30	45	8	2020/08	0,31	1	-
322M.35.40.5	75	35	40	8	2020/08	0,31	1	-
322M.30.50.5	80	30	50	8	2020/08	0,32	1	-
322M.35.45.5	80	35	45	8	2020/08	0,32	1	-
322M.40.40.5	80	40	40	8	2020/08	0,32	1	-
322M.30.55.5	85	30	55	8	2020/08	0,33	1	-
322M.35.50.5	85	35	50	8	2020/08	0,33	1	-
322M.40.45.5	85	40	45	8	2020/08	0,33	1	-
322M.30.60.5	90	30	60	8	2020/08	0,35	1	-
322M.35.55.5	90	35	55	8	2020/08	0,35	1	-
322M.40.50.5	90	40	50	8	2020/08	0,35	1	-
322M.45.45.5	90	45	45	8	2020/08	0,35	1	-
322M.30.65.5	95	30	65	8	2020/08	0,36	1	-
322M.35.60.5	95	35	60	8	2020/08	0,36	1	-
322M.40.55.5	95	40	55	8	2020/08	0,36	1	-
322M.45.50.5	95	45	50	8	2020/08	0,36	1	-
322M.30.70.5	100	30	70	8	2020/08	0,37	1	-
322M.35.65.5	100	35	65	8	2020/08	0,37	1	-
322M.40.60.5	100	40	60	8	2020/08	0,37	1	-
322M.45.55.5	100	45	55	8	2020/08	0,37	1	-
322M.50.50.5	100	50	50	8	2020/08	0,37	1	-
322M.30.75.5	105	30	75	8	2020/08	0,38	1	-
322M.45.60.5	105	45	60	8	2020/08	0,38	1	-
322M.30.80.5	110	30	80	8	2020/08	0,40	1	-
322M.40.70.5	110	40	70	8	2020/08	0,40	1	-
322M.50.60.5	110	50	60	8	2020/08	0,40	1	-
322M.55.55.5	110	55	55	8	2020/08	0,40	1	-
322M.50.65.5	115	50	65	8	2020/08	0,41	1	-
322M.30.90.5	120	30	90	8	2020/08	0,42	1	-
322M.40.80.5	120	40	80	8	2020/08	0,42	1	-
322M.50.70.5	120	50	70	8	2020/08	0,42	1	-
322M.60.60.5	120	60	60	8	2020/08	0,42	1	-
322M.**.**.N.5					Black finish			
322M.**.**.T.5					Brass finish			

OTHER SIZES AVAILABLE ON REQUEST UP TO 150 mm ON EACH SIDE

CONSTRUCTIVE FEATURES:

High resistance aluminium body with anti-drill pins and controlled snap cut - Stainless steel tear resistant connection bar - Tear resistant steel fixing screws - Easy entrance key nickel-plated brass plugs with anti-drill pins - Stainless steel pins and drivers - Stainless steel springs - Self-lubricating steel off center 30° DIN cam - Silver nickel reversible flat keys with code number.

For cylinders longer than 65 mm: Brass spacers and pins for plug - Sintered steel spacers for cylinder body.

WORKING:

Turn the key 360° - The keys are independent and can operate on the cylinder even if on the other side the key was inserted and turned.

PROVIDED WITH:

5 keys, registration card, fixing screw.

ON REQUEST:

Special keying systems KA-MK-GMK-CL.

CLUTCHING DOUBLE CYLINDER WITH TEMPORARY KEY

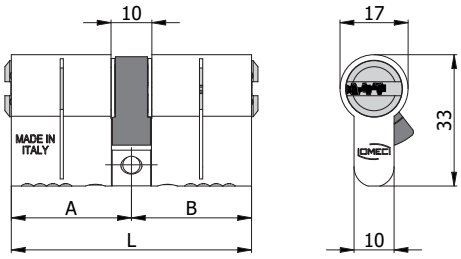

COD.	L	A	B					
322M.30.30.5.TK	60	30	30	8	2020/08	0,29	1	-
322M.30.35.5.TK	65	30	35	8	2020/08	0,30	1	-
322M.30.40.5.TK	70	30	40	8	2020/08	0,31	1	-
322M.35.35.5.TK	70	35	35	8	2020/08	0,31	1	-
322M.30.45.5.TK	75	30	45	8	2020/08	0,33	1	-
322M.35.40.5.TK	75	35	40	8	2020/08	0,33	1	-
322M.30.50.5.TK	80	30	50	8	2020/08	0,34	1	-
322M.35.45.5.TK	80	35	45	8	2020/08	0,34	1	-
322M.40.40.5.TK	80	40	40	8	2020/08	0,34	1	-
322M.30.55.5.TK	85	30	55	8	2020/08	0,35	1	-
322M.35.50.5.TK	85	35	50	8	2020/08	0,35	1	-
322M.40.45.5.TK	85	40	45	8	2020/08	0,35	1	-
322M.30.60.5.TK	90	30	60	8	2020/08	0,37	1	-
322M.35.55.5.TK	90	35	55	8	2020/08	0,37	1	-
322M.40.50.5.TK	90	40	50	8	2020/08	0,37	1	-
322M.45.45.5.TK	90	45	45	8	2020/08	0,37	1	-
322M.30.65.5.TK	95	30	65	8	2020/08	0,38	1	-
322M.35.60.5.TK	95	35	60	8	2020/08	0,38	1	-
322M.40.55.5.TK	95	40	55	8	2020/08	0,38	1	-
322M.45.50.5.TK	95	45	50	8	2020/08	0,38	1	-
322M.30.70.5.TK	100	30	70	8	2020/08	0,39	1	-
322M.35.65.5.TK	100	35	65	8	2020/08	0,39	1	-
322M.40.60.5.TK	100	40	60	8	2020/08	0,39	1	-
322M.45.55.5.TK	100	45	55	8	2020/08	0,39	1	-
322M.50.50.5.TK	100	50	50	8	2020/08	0,39	1	-
322M.30.75.5.TK	105	30	75	8	2020/08	0,40	1	-
322M.45.60.5.TK	105	45	60	8	2020/08	0,40	1	-
322M.30.80.5.TK	110	30	80	8	2020/08	0,42	1	-
322M.40.70.5.TK	110	40	70	8	2020/08	0,42	1	-
322M.50.60.5.TK	110	50	60	8	2020/08	0,42	1	-
322M.55.55.5.TK	110	55	55	8	2020/08	0,42	1	-
322M.50.65.5.TK	115	50	65	8	2020/08	0,43	1	-
322M.30.90.5.TK	120	30	90	8	2020/08	0,44	1	-
322M.40.80.5.TK	120	40	80	8	2020/08	0,44	1	-
322M.50.70.5.TK	120	50	70	8	2020/08	0,44	1	-
322M.60.60.5.TK	120	60	60	8	2020/08	0,44	1	-
322M.**.**.N.5.TK					Black finish			
322M.**.**.T.5.TK					Brass finish			

OTHER SIZES AVAILABLE ON REQUEST UP TO 150 mm ON EACH SIDE

CONSTRUCTIVE FEATURES:

High resistance aluminium body with anti-drill pins and controlled snap cut - Stainless steel tear resistant connection bar - Tear resistant steel fixing screws - Easy entrance key nickel-plated brass plugs with anti-drill pins - Stainless steel pins and drivers - Stainless steel springs - Self-lubricating steel off center 30° DIN cam - Silver nickel reversible flat keys with code number - Brass temporary key with code number.

For cylinders longer than 65 mm: Brass spacers and pins for plug - Sintered steel spacers for cylinder body.

WORKING:

Turn the key 360° - The keys are independent and can operate on the cylinder even if on the other side the key was inserted and turned.

PROVIDED WITH:

5 keys, 1 temporary key, registration card, fixing screw.

ON REQUEST:

Special keying systems KA-MK-GMK-CL.

1

The cylinder normally works with the temporary key (TK).

2

The temporary key is disarmed after that the owner key is inserted and turned.

3

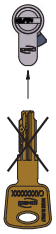

The temporary key can't open the cylinder anymore.

DOUBLE CYLINDER WITH KNOB

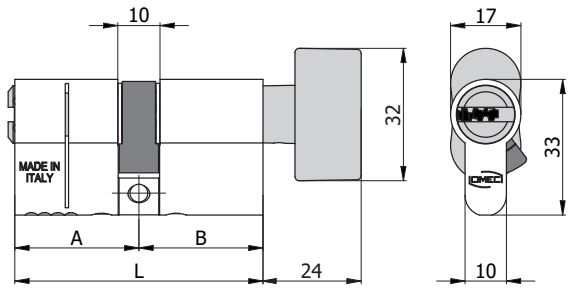

COD.	L	A	B					
323M.30.30B	60	30	30	8	2020/08	0,27	1	-
323M.30.35B	65	30	35	8	2020/08	0,29	1	-
323M.35.30B	65	35	30	8	2020/08	0,29	1	-
323M.30.40B	70	30	40	8	2020/08	0,30	1	-
323M.35.35B	70	35	35	8	2020/08	0,30	1	-
323M.40.30B	70	40	30	8	2020/08	0,30	1	-
323M.30.45B	75	30	45	8	2020/08	0,31	1	-
323M.35.40B	75	35	40	8	2020/08	0,31	1	-
323M.40.35B	75	40	35	8	2020/08	0,31	1	-
323M.45.30B	75	45	30	8	2020/08	0,31	1	-
323M.30.50B	80	30	50	8	2020/08	0,33	1	-
323M.35.45B	80	35	45	8	2020/08	0,33	1	-
323M.40.40B	80	40	40	8	2020/08	0,33	1	-
323M.45.35B	80	45	35	8	2020/08	0,33	1	-
323M.50.30B	80	50	30	8	2020/08	0,33	1	-
323M.35.50B	85	35	50	8	2020/08	0,34	1	-
323M.40.45B	85	40	45	8	2020/08	0,34	1	-
323M.45.40B	85	45	40	8	2020/08	0,34	1	-
323M.50.35B	85	50	35	8	2020/08	0,34	1	-
323M.30.60B	90	30	60	8	2020/08	0,35	1	-
323M.40.50B	90	40	50	8	2020/08	0,35	1	-
323M.45.45B	90	45	45	8	2020/08	0,35	1	-
323M.50.40B	90	50	40	8	2020/08	0,35	1	-
323M.60.30B	90	60	30	8	2020/08	0,35	1	-
323M.60.35B	95	60	35	8	2020/08	0,36	1	-
323M.30.70B	100	30	70	8	2020/08	0,38	1	-
323M.40.60B	100	40	60	8	2020/08	0,38	1	-
323M.50.50B	100	50	50	8	2020/08	0,38	1	-
323M.60.40B	100	60	40	8	2020/08	0,38	1	-
323M.70.30B	100	70	30	8	2020/08	0,38	1	-
323M.30.80B	110	30	80	8	2020/08	0,39	1	-
323M.40.70B	110	40	70	8	2020/08	0,39	1	-
323M.50.60B	110	50	60	8	2020/08	0,39	1	-
323M.60.50B	110	60	50	8	2020/08	0,39	1	-
323M.40.80B	120	40	80	8	2020/08	0,40	1	-
323M.60.60B	120	60	60	8	2020/08	0,40	1	-
323M.**.**B.N					Black finish			
323M.**.**B.T					Brass finish			

OTHER SIZES AVAILABLE ON REQUEST UP TO 150 mm ON EACH SIDE

CONSTRUCTIVE FEATURES:

High resistance aluminium body with anti-drill pins and controlled snap cut - Stainless steel tear resistant connection bar - Tear resistant steel fixing screws - Easy entrance key nickel-plated brass plug with anti-drill pins - Stainless steel pins and drivers - Stainless steel springs - Self-lubricating steel off center 30° DIN cam - Satin chrome-plated special alloy knob -Silver nickel reversible flat keys with code number.

For cylinders longer than 65 mm: Brass spacers and pins for plug - Sintered steel spacers for cylinder body.

WORKING:

Turn the key or knob 360°.

PROVIDED WITH:

3 keys, registration card, fixing screw.

ON REQUEST:

Special keying systems KA-MK-GMK-CL.

DOUBLE CYLINDER WITH KNOB WITH TEMPORARY KEY

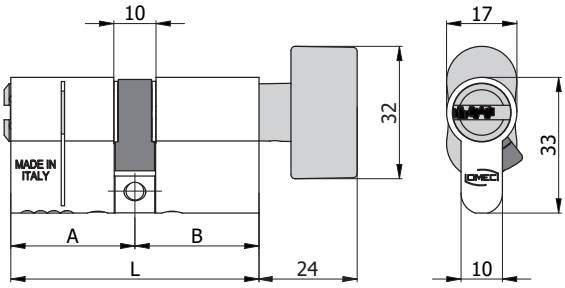

COD.	L	A	B			kg		
323M.30.30B.TK	60	30	30	8	2020/08	0,29	1	-
323M.30.35B.TK	65	30	35	8	2020/08	0,31	1	-
323M.35.30B.TK	65	35	30	8	2020/08	0,31	1	-
323M.30.40B.TK	70	30	40	8	2020/08	0,32	1	-
323M.35.35B.TK	70	35	35	8	2020/08	0,32	1	-
323M.40.30B.TK	70	40	30	8	2020/08	0,32	1	-
323M.30.45B.TK	75	30	45	8	2020/08	0,33	1	-
323M.35.40B.TK	75	35	40	8	2020/08	0,33	1	-
323M.40.35B.TK	75	40	35	8	2020/08	0,33	1	-
323M.45.30B.TK	75	45	30	8	2020/08	0,33	1	-
323M.30.50B.TK	80	30	50	8	2020/08	0,35	1	-
323M.35.45B.TK	80	35	45	8	2020/08	0,35	1	-
323M.40.40B.TK	80	40	40	8	2020/08	0,35	1	-
323M.45.35B.TK	80	45	35	8	2020/08	0,35	1	-
323M.50.30B.TK	80	50	30	8	2020/08	0,35	1	-
323M.35.50B.TK	85	35	50	8	2020/08	0,36	1	-
323M.40.45B.TK	85	40	45	8	2020/08	0,36	1	-
323M.45.40B.TK	85	45	40	8	2020/08	0,36	1	-
323M.50.35B.TK	85	50	35	8	2020/08	0,36	1	-
323M.30.60B.TK	90	30	60	8	2020/08	0,37	1	-
323M.40.50B.TK	90	40	50	8	2020/08	0,37	1	-
323M.45.45B.TK	90	45	45	8	2020/08	0,37	1	-
323M.50.40B.TK	90	50	40	8	2020/08	0,37	1	-
323M.60.30B.TK	90	60	30	8	2020/08	0,37	1	-
323M.60.35B.TK	95	60	35	8	2020/08	0,38	1	-
323M.30.70B.TK	100	30	70	8	2020/08	0,40	1	-
323M.40.60B.TK	100	40	60	8	2020/08	0,40	1	-
323M.50.50B.TK	100	50	50	8	2020/08	0,40	1	-
323M.60.40B.TK	100	60	40	8	2020/08	0,40	1	-
323M.70.30B.TK	100	70	30	8	2020/08	0,40	1	-
323M.30.80B.TK	110	30	80	8	2020/08	0,41	1	-
323M.40.70B.TK	110	40	70	8	2020/08	0,41	1	-
323M.50.60B.TK	110	50	60	8	2020/08	0,41	1	-
323M.60.50B.TK	110	60	50	8	2020/08	0,41	1	-
323M.40.80B.TK	120	40	80	8	2020/08	0,42	1	-
323M.60.60B.TK	120	60	60	8	2020/08	0,42	1	-
323M.**.**B.N.TK					Black finish			
323M.**.**B.T.TK					Brass finish			

OTHER SIZES AVAILABLE ON REQUEST UP TO 150 mm ON EACH SIDE

CONSTRUCTIVE FEATURES:

High resistance aluminium body with anti-drill pins and controlled snap cut - Stainless steel tear resistant connection bar - Tear resistant steel fixing screws - Easy entrance key nickel-plated brass plug with anti-drill pins - Stainless steel pins and drivers - Stainless steel springs - Self-lubricating steel off center 30° DIN cam - Satin chrome-plated special alloy knob - Silver nickel reversible flat keys with code number - Brass temporary key with code number.

For cylinders longer than 65 mm: Brass spacers and pins for plug - Sintered steel spacers for cylinder body.

WORKING:

Turn the key or knob 360°.

PROVIDED WITH:

3 keys, 1 temporary key, registration card, fixing screw.

ON REQUEST:

Special keying systems KA-MK-GMK-CL.

1

The cylinder normally works with the temporary key (TK).

2

The temporary key is disarmed after that the owner key is inserted and turned.

3

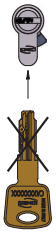

The temporary key can't open the cylinder anymore.

DOUBLE CYLINDER WITH KNOB

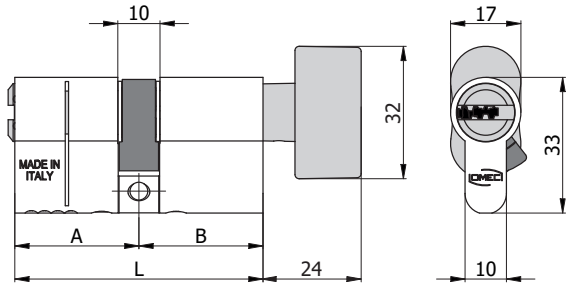

COD.	L	A	B			kg		
323M.30.30B.5	60	30	30	8	2020/08	0,31	1	-
323M.30.35B.5	65	30	35	8	2020/08	0,33	1	-
323M.35.30B.5	65	35	30	8	2020/08	0,33	1	-
323M.30.40B.5	70	30	40	8	2020/08	0,34	1	-
323M.35.35B.5	70	35	35	8	2020/08	0,34	1	-
323M.40.30B.5	70	40	30	8	2020/08	0,34	1	-
323M.30.45B.5	75	30	45	8	2020/08	0,35	1	-
323M.35.40B.5	75	35	40	8	2020/08	0,35	1	-
323M.40.35B.5	75	40	35	8	2020/08	0,35	1	-
323M.45.30B.5	75	45	30	8	2020/08	0,35	1	-
323M.30.50B.5	80	30	50	8	2020/08	0,37	1	-
323M.35.45B.5	80	35	45	8	2020/08	0,37	1	-
323M.40.40B.5	80	40	40	8	2020/08	0,37	1	-
323M.45.35B.5	80	45	35	8	2020/08	0,37	1	-
323M.50.30B.5	80	50	30	8	2020/08	0,37	1	-
323M.35.50B.5	85	35	50	8	2020/08	0,38	1	-
323M.40.45B.5	85	40	45	8	2020/08	0,38	1	-
323M.45.40B.5	85	45	40	8	2020/08	0,38	1	-
323M.50.35B.5	85	50	35	8	2020/08	0,38	1	-
323M.30.60B.5	90	30	60	8	2020/08	0,39	1	-
323M.40.50B.5	90	40	50	8	2020/08	0,39	1	-
323M.45.45B.5	90	45	45	8	2020/08	0,39	1	-
323M.50.40B.5	90	50	40	8	2020/08	0,39	1	-
323M.60.30B.5	90	60	30	8	2020/08	0,39	1	-
323M.60.35B.5	95	60	35	8	2020/08	0,40	1	-
323M.30.70B.5	100	30	70	8	2020/08	0,42	1	-
323M.40.60B.5	100	40	60	8	2020/08	0,42	1	-
323M.50.50B.5	100	50	50	8	2020/08	0,42	1	-
323M.60.40B.5	100	60	40	8	2020/08	0,42	1	-
323M.70.30B.5	100	70	30	8	2020/08	0,42	1	-
323M.30.80B.5	110	30	80	8	2020/08	0,43	1	-
323M.40.70B.5	110	40	70	8	2020/08	0,43	1	-
323M.50.60B.5	110	50	60	8	2020/08	0,43	1	-
323M.60.50B.5	110	60	50	8	2020/08	0,43	1	-
323M.40.80B.5	120	40	80	8	2020/08	0,44	1	-
323M.60.60B.5	120	60	60	8	2020/08	0,44	1	-
323M.**.**B.N.5					Black finish			
323M.**.**B.T.5					Brass finish			

OTHER SIZES AVAILABLE ON REQUEST UP TO 150 mm ON EACH SIDE

CONSTRUCTIVE FEATURES:

High resistance aluminium body with anti-drill pins and controlled snap cut - Stainless steel tear resistant connection bar - Tear resistant steel fixing screws - Easy entrance key nickel-plated brass plug with anti-drill pins - Stainless steel pins and drivers - Stainless steel springs - Self-lubricating steel off center 30° DIN cam - Satin chrome-plated special alloy knob -Silver nickel reversible flat keys with code number.

For cylinders longer than 65 mm: Brass spacers and pins for plug - Sintered steel spacers for cylinder body.

WORKING:

Turn the key or knob 360°.

PROVIDED WITH:

5 keys, registration card, fixing screw.

ON REQUEST:

Special keying systems KA-MK-GMK-CL.

DOUBLE CYLINDER WITH KNOB WITH TEMPORARY KEY

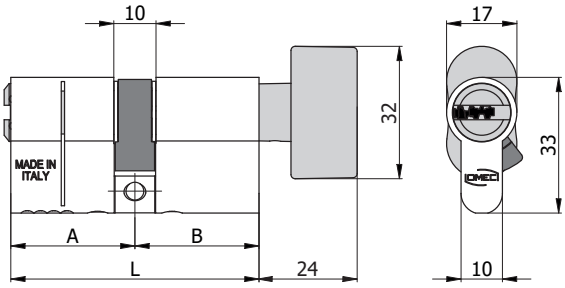

COD.	L	A	B			kg		
323M.30.30B.5.TK	60	30	30	8	2020/08	0,33	1	-
323M.30.35B.5.TK	65	30	35	8	2020/08	0,35	1	-
323M.35.30B.5.TK	65	35	30	8	2020/08	0,35	1	-
323M.30.40B.5.TK	70	30	40	8	2020/08	0,36	1	-
323M.35.35B.5.TK	70	35	35	8	2020/08	0,36	1	-
323M.40.30B.5.TK	70	40	30	8	2020/08	0,36	1	-
323M.30.45B.5.TK	75	30	45	8	2020/08	0,37	1	-
323M.35.40B.5.TK	75	35	40	8	2020/08	0,37	1	-
323M.40.35B.5.TK	75	40	35	8	2020/08	0,37	1	-
323M.45.30B.5.TK	75	45	30	8	2020/08	0,37	1	-
323M.30.50B.5.TK	80	30	50	8	2020/08	0,39	1	-
323M.35.45B.5.TK	80	35	45	8	2020/08	0,39	1	-
323M.40.40B.5.TK	80	40	40	8	2020/08	0,39	1	-
323M.45.35B.5.TK	80	45	35	8	2020/08	0,39	1	-
323M.50.30B.5.TK	80	50	30	8	2020/08	0,39	1	-
323M.35.50B.5.TK	85	35	50	8	2020/08	0,40	1	-
323M.40.45B.5.TK	85	40	45	8	2020/08	0,40	1	-
323M.45.40B.5.TK	85	45	40	8	2020/08	0,40	1	-
323M.50.35B.5.TK	85	50	35	8	2020/08	0,40	1	-
323M.30.60B.5.TK	90	30	60	8	2020/08	0,41	1	-
323M.40.50B.5.TK	90	40	50	8	2020/08	0,41	1	-
323M.45.45B.5.TK	90	45	45	8	2020/08	0,41	1	-
323M.50.40B.5.TK	90	50	40	8	2020/08	0,41	1	-
323M.60.30B.5.TK	90	60	30	8	2020/08	0,41	1	-
323M.60.35B.5.TK	95	60	35	8	2020/08	0,42	1	-
323M.30.70B.5.TK	100	30	70	8	2020/08	0,44	1	-
323M.40.60B.5.TK	100	40	60	8	2020/08	0,44	1	-
323M.50.50B.5.TK	100	50	50	8	2020/08	0,44	1	-
323M.60.40B.5.TK	100	60	40	8	2020/08	0,44	1	-
323M.70.30B.5.TK	100	70	30	8	2020/08	0,44	1	-
323M.30.80B.5.TK	110	30	80	8	2020/08	0,45	1	-
323M.40.70B.5.TK	110	40	70	8	2020/08	0,45	1	-
323M.50.60B.5.TK	110	50	60	8	2020/08	0,45	1	-
323M.60.50B.5.TK	110	60	50	8	2020/08	0,45	1	-
323M.40.80B.5.TK	120	40	80	8	2020/08	0,46	1	-
323M.60.60B.5.TK	120	60	60	8	2020/08	0,46	1	-
323M.**.**B.N.5.TK					Black finish			
323M.**.**B.T.5.TK					Brass finish			

OTHER SIZES AVAILABLE ON REQUEST UP TO 150 mm ON EACH SIDE

CONSTRUCTIVE FEATURES:

High resistance aluminium body with anti-drill pins and controlled snap cut - Stainless steel tear resistant connection bar - Tear resistant steel fixing screws - Easy entrance key nickel-plated brass plug with anti-drill pins - Stainless steel pins and drivers - Stainless steel springs - Self-lubricating steel off center 30° DIN cam - Satin chrome-plated special alloy knob - Silver nickel reversible flat keys with code number - Brass temporary key with code number.

For cylinders longer than 65 mm: Brass spacers and pins for plug - Sintered steel spacers for cylinder body.

WORKING:

Turn the key or knob 360°.

PROVIDED WITH:

5 keys, 1 temporary key, registration card, fixing screw.

ON REQUEST:

Special keying systems KA-MK-GMK-CL.

1

The cylinder normally works with the temporary key (TK).

2

The temporary key is disarmed after that the owner key is inserted and turned.

3

The temporary key can't open the cylinder anymore.

HALF CYLINDER WITH KNOB



CONSTRUCTIVE FEATURES:

High resistance aluminium body with anti-drill pins and controlled snap cut - Stainless steel tear resistant connection bar - Tear resistant steel fixing screws - Self-lubricating steel off center 30° DIN cam - Satin chrome-plated special alloy knob.

For cylinders longer than 48 mm: Brass spacers and pins for plug - Sintered steel spacers for cylinder body.

WORKING:

Turn the knob 360°.

PROVIDED WITH:

Fixing screw.

ON REQUEST:

/

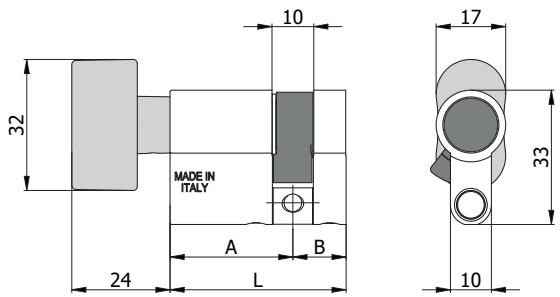

COD.	L	A	B	kg		
324M.30B.13	43	30	13	0,20	1	-
324M.35B.13	48	35	13	0,21	1	-
324M.40B.13	53	40	13	0,22	1	-
324M.45B.13	58	45	13	0,23	1	-
324M.50B.13	63	50	13	0,25	1	-
324M.55B.13	68	55	13	0,26	1	-
324M.60B.13	73	60	13	0,27	1	-
324M.65B.13	78	65	13	0,28	1	-
324M.70B.13	83	70	13	0,3	1	-
324M.80B.13	93	80	13	0,31	1	-
324M.**B.13.N			Black finish			
324M.**B.13.T			Brass finish			

OTHER SIZES AVAILABLE ON REQUEST UP TO 150 mm ON EACH SIDE

DOUBLE CYLINDER WITH SHANK

CONSTRUCTIVE FEATURES:

High resistance aluminium body with anti-drill pins and controlled snap cut - Stainless steel tear resistant connection bar - Tear resistant steel fixing screws - Easy entrance key nickel-plated brass plug with anti-drill pins - Stainless steel pins and drivers - Stainless steel springs - Self-lubricating steel off center 30° DIN cam - Brass shank - Silver nickel reversible flat keys with code number.

For cylinders longer than 65 mm: Brass spacers and pins for plug - Sintered steel spacers for cylinder body.

WORKING:

Turn the key or knob 360°.

PROVIDED WITH:

3 keys, registration card, fixing screw.

ON REQUEST:

Special keying systems KA-MK-GMK-CL.

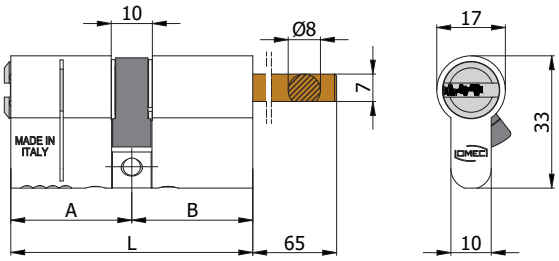

COD.	L	A	B					
326M.30.30G	60	30	30	8	2020/08	0,25	1	-
326M.35.30G	65	35	30	8	2020/08	0,27	1	-
326M.40.30G	70	40	30	8	2020/08	0,28	1	-
326M.45.30G	75	45	30	8	2020/08	0,29	1	-
326M.50.30G	80	50	30	8	2020/08	0,35	1	-
326M.55.30G	85	55	30	8	2020/08	0,37	1	-
326M.60.30G	90	60	30	8	2020/08	0,38	1	-
326M.70.30G	100	70	30	8	2020/08	0,41	1	-
326M.**.30G.N					Black finish			
326M.**.30G.T					Brass finish			

OTHER SIZES AVAILABLE ON REQUEST UP TO 150 mm ON EACH SIDE

DOUBLE CYLINDER WITH SHANK WITH TEMPORARY KEY

CONSTRUCTIVE FEATURES:

High resistance aluminium body with anti-drill pins and controlled snap cut - Stainless steel tear resistant connection bar - Tear resistant steel fixing screws - Easy entrance key nickel-plated brass plug with anti-drill pins - Stainless steel pins and drivers - Stainless steel springs - Self-lubricating steel off center 30° DIN cam - Brass shank - Silver nickel reversible flat keys with code number - Brass temporary key with code number.

For cylinders longer than 65 mm: Brass spacers and pins for plug - Sintered steel spacers for cylinder body.

WORKING:

Turn the key or knob 360°.

PROVIDED WITH:

3 keys, 1 temporary key, registration card, fixing screw.

ON REQUEST:

Special keying systems KA-MK-GMK-CL.

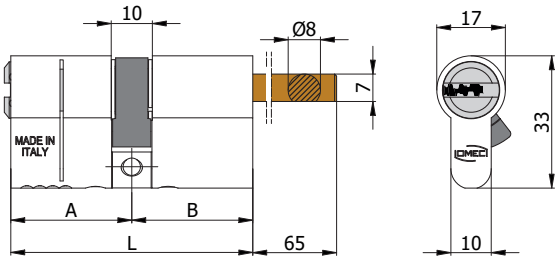

COD.	L	A	B			kg		
326M.30.30G.TK	60	30	30	8	2020/08	0,27	1	-
326M.35.30G.TK	65	35	30	8	2020/08	0,29	1	-
326M.40.30G.TK	70	40	30	8	2020/08	0,30	1	-
326M.45.30G.TK	75	45	30	8	2020/08	0,31	1	-
326M.50.30G.TK	80	50	30	8	2020/08	0,37	1	-
326M.55.30G.TK	85	55	30	8	2020/08	0,39	1	-
326M.60.30G.TK	90	60	30	8	2020/08	0,40	1	-
326M.70.30G.TK	100	70	30	8	2020/08	0,43	1	-
326M.**.30G.N.TK					Black finish			
326M.**.30G.T.TK					Brass finish			

OTHER SIZES AVAILABLE ON REQUEST UP TO 150 mm ON EACH SIDE

1

The cylinder normally works with the temporary key (TK).

2

The temporary key is disarmed after that the owner key is inserted and turned.

3

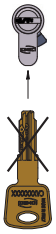

The temporary key can't open the cylinder anymore.

DOUBLE CYLINDER WITH SHANK

CONSTRUCTIVE FEATURES:

High resistance aluminium body with anti-drill pins and controlled snap cut - Stainless steel tear resistant connection bar - Tear resistant steel fixing screws - Easy entrance key nickel-plated brass plug with anti-drill pins - Stainless steel pins and drivers - Stainless steel springs - Self-lubricating steel off center 30° DIN cam - Brass shank - Silver nickel reversible flat keys with code number.

For cylinders longer than 65 mm: Brass spacers and pins for plug - Sintered steel spacers for cylinder body.

WORKING:

Turn the key or knob 360°.

PROVIDED WITH:

5 keys, registration card, fixing screw.

ON REQUEST:

Special keying systems KA-MK-GMK-CL.

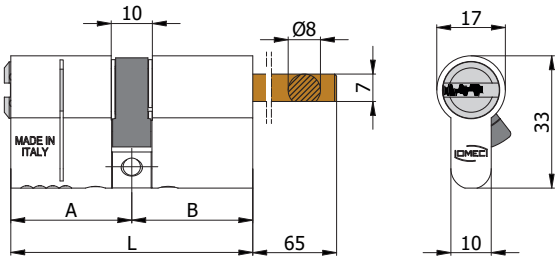

COD.	L	A	B					
326M.30.30G.5	60	30	30	8	2020/08	0,29	1	-
326M.35.30G.5	65	35	30	8	2020/08	0,31	1	-
326M.40.30G.5	70	40	30	8	2020/08	0,32	1	-
326M.45.30G.5	75	45	30	8	2020/08	0,33	1	-
326M.50.30G.5	80	50	30	8	2020/08	0,39	1	-
326M.55.30G.5	85	55	30	8	2020/08	0,41	1	-
326M.60.30G.5	90	60	30	8	2020/08	0,42	1	-
326M.70.30G.5	100	70	30	8	2020/08	0,45	1	-
326M.**.30G.N.5					Black finish			
326M.**.30G.T.5					Brass finish			

OTHER SIZES AVAILABLE ON REQUEST UP TO 150 mm ON EACH SIDE

DOUBLE CYLINDER WITH SHANK WITH TEMPORARY KEY

CONSTRUCTIVE FEATURES:

High resistance aluminium body with anti-drill pins and controlled snap cut - Stainless steel tear resistant connection bar - Tear resistant steel fixing screws - Easy entrance key nickel-plated brass plug with anti-drill pins - Stainless steel pins and drivers - Stainless steel springs - Self-lubricating steel off center 30° DIN cam - Brass shank - Silver nickel reversible flat keys with code number - Brass temporary key with code number.

For cylinders longer than 65 mm: Brass spacers and pins for plug - Sintered steel spacers for cylinder body.

WORKING:

Turn the key or knob 360°.

PROVIDED WITH:

5 keys, 1 temporary key, registration card, fixing screw.

ON REQUEST:

Special keying systems KA-MK-GMK-CL.

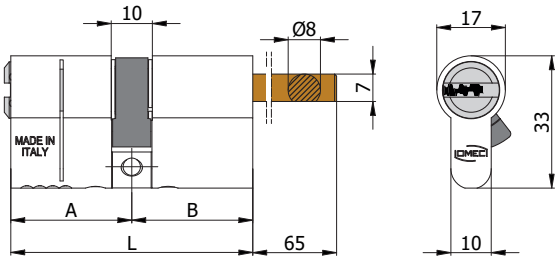

COD.	L	A	B			kg		
326M.30.30G.5.TK	60	30	30	8	2020/08	0,31	1	-
326M.35.30G.5.TK	65	35	30	8	2020/08	0,33	1	-
326M.40.30G.5.TK	70	40	30	8	2020/08	0,34	1	-
326M.45.30G.5.TK	75	45	30	8	2020/08	0,35	1	-
326M.50.30G.5.TK	80	50	30	8	2020/08	0,41	1	-
326M.55.30G.5.TK	85	55	30	8	2020/08	0,43	1	-
326M.60.30G.5.TK	90	60	30	8	2020/08	0,44	1	-
326M.70.30G.5.TK	100	70	30	8	2020/08	0,47	1	-
326M.**.30G.N.5.TK					Black finish			
326M.**.30G.T.5.TK					Brass finish			

OTHER SIZES AVAILABLE ON REQUEST UP TO 150 mm ON EACH SIDE

1

The cylinder normally works with the temporary key (TK).

2

The temporary key is disarmed after that the owner key is inserted and turned.

3

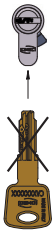

The temporary key can't open the cylinder anymore.